



**2nd HALF YEARLY MONITORING REPORT
OF
Xavier Institute of Social Service, Ranchi
(Monitoring Institution)
on
Mid Day Meal Scheme for the State/UT of
JHARKHAND**

Period: 1st April 2012 to 30th Sept. 2012

Districts Covered

- 1. East Singhbhum**
- 2. Saraikela Kharsawan**
- 3. West Singhbhum**
- 4. Ramgarh**
- 5. Khunti**
- 6. Ranchi**

FOREWORD

Mid Day Meal Scheme is an ambitious campaign to justify Right to Food Act and to fight against food insecurity as well as the structural roots of hunger in the country. It has been recorded as the largest school lunch programme in the world with 12 crores school children availing it. The study entitled as '2nd Half Yearly Monitoring Report' (2011-12) is the intrinsic part of the yearly monitoring, undertaken to review and analyze its efficacy and impact on education, health and social aspects of the society.

The Ministry of Human Resource Development has, therefore, intended to gather data on progress of the project during the period 01.04.2012 to 30.09.2012, through a detailed six monthly monitoring activities in the sample districts/blocks. The main objectives of this half yearly report were:

- Assessment and analysis of the implementation of approved interventions and processes underlying these interventions at school level keeping in view the overreaching goals of the provisions under Right to Food Act 2009, and
- Verify process and procedures undertaken for implementation of MDM by sample check progress in achievement of some key outcome indicators.
- Identification of the socio-cultural or other barriers coming in the way of successful implementation of the schematic intervention and attainment of goals against the essential demands of the campaign.

We are extremely grateful to the Director-MDM and the Under Secretary, MHRD, Govt. of India for entrusting us this major task. We also convey our sense of gratitude to the Senior Consultants (Monitoring), National Support Group (NSG), Ed.CIL, New Delhi and all the concerned Government Officials/functionaries of the sample six districts for their constant support in providing the necessary information.

The monitoring Team of our Institute (MI) has been set up under the leadership of Mr. Ajit Tirkey, who as the Nodal Officer has efficiently coordinated the stakeholders at different levels and led the team members on the way to compile the report through minutely analyzing the data procured and them with the observations made during the field research.

The regular monitoring has given an impression to all the stakeholders that the central government is serious to address the critical issues in the context of nutritional emergency on the way to attain a comprehensive entitlement of food to all.

The overall impact is yet to be realized, however, I hope that the findings of the report would be useful to the Ministry of HRD, both at the state and the centre to realize the achievements and the areas of concern. I earnestly wish that in the years to come, the corrective measures and steps could be taken accordingly and the campaign would definitely have an impact on literacy, education and social sphere.

Date: 20 Dec. 2012
Place: XISS Ranchi

Dr. Alexius Ekka sj
Director

ACKNOWLEDGEMENT

The Monitoring Report entitled “2nd Half Yearly Monitoring Report 2011-12 has been compiled depicting the progress of the Mid Day Meal Scheme in Jharkhand from 01.04.2012 to 30.09.2012. The report presents a detailed account of MDM in terms of its implementation and progress particularly made in the sample districts of East Singhbhum, Saraikela Kharsawan, West Singhbhum, Ramgarh, Khunti and Ranchi.

At the outset, we express our deep sense of gratitude to Shri Gaya Prasad, Director, MDM, Dr. Amarjeet Singh, Joint Secretary (EE.1) and other officials at the Ministry of HRD, New Delhi for entrusting this major task to undertake the monitoring activities in Jharkhand State.

We are obliged to Dr. Mridula Sircar, Consultant, MDM, Technical Support Group (TSG), Ed.CIL, New Delhi for their continuous support and guidance to carry out the task as per the framework.

All the officials and functionaries/personnel at the state, sample districts and blocks are genuinely creditable, as the intensive monitoring of all the issues and interventions under this ambitious campaign could be carried out only because of their kind cooperation and support extended towards our team members.

We remain indebted to the Director - XISS, Dr. Alexius Ekka sj, and the HOD-Research & Planning, Dr Himadri Sinha for their ever encouraging stance of motivation and support - always showing us the way out and on.

Our thanks are also due to all the sample respondents, (i.e. teachers, parents, committee members, key and elderly villagers, school-children etc.) who responded extensively to the endless queries of ours during data collection and field verification.

The Project Assistant, A.R. Baitha and Nirmal Mishra (Data Processing) and all the team members deserve thanks for their team spirit and work during the hectic hours of data collection and tabulation.

AJIT TIRKEY
XISS RANCHI

Nodal Officer (MI)
SSA/MDM - JKH

TABLE OF CONTENTS

Page No.	
	Foreword 02-08
	Acknowledgement
	Table of Contents
	List of Graphs
	List of Tables with Key Findings
	Abbreviation
1.	General Information 09-10
2.	Executive Summary for the sample districts of E. Singhbhum, Saraikela Kharsawan, W. Singhbhum, Ramgarh, Khunti and Ranchi in Jharkhand State for the period 1 st April 2012 to 30 th Sept. 2012 11-24
3.1	District Summary of the School Reports covered for the period 1 st April 2012 to 30 th Sept. 2012 in sample district East Singhbhum List of Tables with Key Findings 25-33
3.2	District Summary of the School Reports covered for the period 1 st April 2012 to 30 th Sept. 2012 in sample district Saraikela Kharsawan List of Schools with Key Findings 34-42
3.3	District Summary of the School Reports covered for the period 1 st April 2012 to 30 th Sept. 2012 in sample district West Singhbhum List of Schools with Key Findings 43-51
3.4	District Summary of the School Reports covered for the period 1 st April 2012 to 30 th Sept. 2012 in sample district Ramgarh List of Schools with Key Findings 52-60
3.5	District Summary of the School Reports covered for the period 1 st April 2012 to 30 th Sept. 2012 in sample district Khunti List of Schools with Key Findings 61-68
3.6	District Summary of the School Reports covered for the period 1 st April 2012 to 30 th Sept. 2012 in sample district Ranchi List of Schools with Key Findings 69-76
4.	Annexure 77-85
4.1	List of Schools with DISE Code visited by MI
4.2	List of the Schools visited, Contact Persons & Designation

LIST OF GRAPHS

- Graph 01: Regular Cooking of Meal
- Graph 02: Supply of Food Grains to School
- Graph 03: Weekly Menu
- Graph 04: Quality and Quantity of Meal
- Graph 05: Food Supplement and Health Card
- Graph 06: Number of Cooks and their Payment
- Graph 07: Kitchen Sheds-cum-Store
- Graph 08: Storage of Food Grains, Potable Water and Utensils
- Graph 09: Fuel used for Cooking
- Graph 10: Safety and Hygiene

LIST OF SCHOOLS WITH KEY FINDINGS

D1 – E. Singhbhum

Table No. 01 List of Schools Not Serving Meal Regularly
Table No. 02 Table No. 03 List of Schools Not Received Cooking Cost Regularly
Table No. 03 List of Schools with Menu Not Displayed
Table No. 04 Table No. 06 List of Schools Not Providing Supplementary Food
Table No. 05 List of Schools with Remuneration Not Paid to Cooks/Helpers Regularly
Table No. 06 List of Schools with No Pucca Kitchen cum Storeroom
Table No. 07 Table No. 10 List of Schools with Insufficient Utensils

D2 – Saraikela Kharsawan

Table No. 01 List of Schools Not Received Cooking Cost Regularly
Table No. 02 Table No. 04 Table No. 06 List of Schools Not Providing Supplementary Food
Table No. 03 List of Schools with Remuneration Not Paid to Cooks/Helpers Regularly
Table No. 04 List of Schools with No Pucca Kitchen cum Storeroom
Table No. 05 Table No. 10 List of Schools with Insufficient Utensils

D3 – W. Singhbhum

Table No. 01 List of Schools Not Received Cooking Cost Regularly
Table No. 02 Table No. 04 Table No. 06 List of Schools Not Providing Supplementary Food
Table No. 03 List of Schools with Remuneration Not Paid to Cooks/Helpers Regularly
Table No. 04 List of Schools with No Pucca Kitchen cum Storeroom
Table No. 05 Table No. 10 List of Schools with Insufficient Utensils

D4 – Ramgarh

Table No. 01 List of Schools Not Serving Meal Regularly
Table No. 02 Table No. 03 List of Schools Not Received Cooking Cost Regularly
Table No. 03 List of Schools with Menu Not Displayed
Table No. 04 Table No. 06 List of Schools Not Providing Supplementary Food
Table No. 05 List of Schools with Remuneration Not Paid to Cooks/Helpers Regularly
Table No. 06 List of Schools with No Pucca Kitchen cum Storeroom
Table No. 07 Table No. 10 List of Schools with Insufficient Utensils

D – Khunti

Table No. 01 List of Schools Not Serving Meal Regularly

Table No. 02 Table No. 03 List of Schools Not Received Cooking Cost Regularly

Table No. 03 List of Schools with Menu Not Displayed

Table No. 04 List of Schools Not Providing Supplementary Food

Table No. 05 List of Schools with Remuneration Not Paid to Cooks/Helpers Regularly

Table No. 06 List of Schools with No Pucca Kitchen cum Storeroom

Table No. 07 Table No. 10 List of Schools with Insufficient Utensils

D – 6 Ranchi

Table No. 01 List of Schools Not Received Cooking Cost Regularly

Table No. 02 List of Schools with Menu Not Displayed

Table No. 03 Table No. 06 List of Schools Not Providing Supplementary Food

Table No. 04 List of Schools with Remuneration Not Paid to Cooks/Helpers Regularly

Table No. 05 List of Schools with No Pucca Kitchen cum Storeroom

Table No. 06 List of Schools with Insufficient Utensils

LIST OF ABBREVIATIONS

ADPO	Additional District Programme Officer	MOU	Memorandum of Agreement
BEO	Block Education Extension Officer	MS	Middle School
BPO	Block Programme Officer	NCLP	National Child Labour Programme
BRC	Block Resource Centre	NGO	Non Government Organization
BRP	Block Resource Person	NPS	<i>Nav Prathamik</i> School
CAL	Computer Aided Learning	NSG	National Support Group
CD	Community Development	OBC	Other Backward Caste
CRC	Cluster Resource Centre	OoSC	Out of School Children
CRP	Cluster Resource Person	PRI	Panchayati Raj Institution
CWSN	Children With Special Needs	PS	Primary School
DCF	Data Capture Format	PTA	Parents Teacher Association
DIET	District Institute of Education & Training	RMS	Rajkiyakrit Middle School
DISE	District Information System & Education	RTE	Right To Education
DPO	District Programme Officer	RTI	Right To Information
DSE	District Superintendent of Education	SC	Scheduled Caste
Ed.CIL	Education Consultant India Limited	ST	Scheduled Tribe
FAO	Food and Agriculture Organization	SHG	Self Help Group
GOI	Government of India	SMC	School Management Committee
IFA	Iron Folic Acid	SPD	State Project Director
JE	Junior Engineer	SSA	<i>Sarva Shiksha Abhiyan</i>
JEPC	Jharkhand Education Project Council	STC	Special training Centre
JKH	Jharkhand	TOR	Terms of Reference
KGBV	Kasturba Gandhi Balika Vidyalaya	TSG	Technical Support Group
MDM	Mid Day Meal	UMS	Upgraded Middle School
MHRD	Ministry of Human Resource Development	UPS	Upper Primary School
MI	Monitoring Institution	UT	Union Territory
MIS	Monitoring & Information System	VEC	Village Education Committee
MTA	Mother Teacher Association	XISS	Xavier Institute of Social Service

2nd Half Yearly Monitoring Report of Xavier Institute of Social Service, Ranchi (Monitoring Institution) on MDMS for the State/UT of Jharkhand for the period of 1st April 2012 to 30th Sept. 2012

1. General Information

S N	Information	Details		
1.	Name of the monitoring institute	Xavier Institute of Social Service		
2.	Period of the report	1 st April to 30 th Sept. 2012		
3.	No. of Districts allotted	- 06 -		
4.	Districts' name	1-East Singhbhum, 2-Saraikela Kharsawan, 3- West Singhbhum, 4-Ramgarh, 5-Khunti, 6-Ranchi		
5.	Date of visit to the Districts / Schools (Information is to be given district wise i.e District 1, District 2, District 3 etc)	August and September 2012		
6.	Total number of schools covered by MI in sample districts (Information is to be given district wise i.e. District 1, District 2, District 3 etc.)	District 1: 40, District 2 : 40 District 3: 40, District 4 : 40 District 5: 40, District 6 : 40		
7.	Total number of elementary schools (primary and upper primary to be counted separately) in the Districts Covered by MI (Information is to be given district wise i.e District 1, District 2, District 3 etc.)	District	PS	UPS
		East Singhbhum	10	30
		Saraikela Kharsawan	05	35
		West Singhbhum	13	27
		Ramgarh	10	30
		Khunti	09	31
8.	What percentage of schools covered in all the Districts allotted:	-		
9.	No. of schools visited component wise			
A	Schools in Rural Area	161		
a)	Primary School	42		
b)	Upper Primary School	119		
c)	Upper Primary Schools with Primary Classes	119		
B	Schools in Urban Areas	79		
d)	Primary School	23		
e)	Upper Primary School	56		
f)	Upper Primary Schools with Primary Classes	56		
C	NCLP Schools	01		
D	School sanctioned with Kitchen cum Stores	205		
E	Schools having Cook cum helpers engaged as per norm	222		
10.	Number of schools visited by Nodal Officer of the Monitoring Institute	129		
11.	Whether the draft report has been shared with the Director of the nodal department implementing MDMS : YES / NO	Yes		
12.	After submission of the draft report to the Director of the nodal department implementing MDMS whether the MI has received any observation from the Directorate : YES / NO	No		

14. Details regarding discussion held with state officials

Before taking up the field level study, the state functionaries/officials i.e. State Director and other officials concerned have been approached to share the process of monitoring. The State team helped us by intimating the district about the monitoring and visit date. They also instructed the district for necessary support as per the requirement duly referring the letter from MHRD at the Centre.

15. Selection Criteria for Schools

The selection of sample schools was done as per the TOR of Ministry of HRD. In total 40 Schools of various category has been selected. The purposive sampling technique and random sampling technique has been used to select the sample schools/centres. The district and Block officials were also involved.

Sampling/Sample Size

Sl. No.	Parameters/Criterion for the Selection of Schools	CD Blocks			Total
		Rural	Rural	Urban	
01.	High Gender Gap in Enrolment	1	1	2	4
02.	Higher Proportion of SC/ST Students	1	2	2	5
03.	Low Retention Rate & High Drop-Out Rate	1	1	1	3
04.	Habitation with Out of School Children (OoSC)	1	1	-	2
05.	Habitation with Urban Deprived Children	-	-	2	2
06.	Habitation with Seasonal Migration	1	1	-	2
07.	Forest/Far Flung Area	1	1	-	2
08.	Habitation with Recurrent Natural Calamity	1	1	1	3
09.	Special Training Centres - Residential	1	1	1	3
10.	Special Training Centres - Non-Residential	1	1	1	3
11.	Civil Work Sanctioned	1	-	1	2
12.	Children With Special Needs (CWSN)	1	1	1	3
13.	Computer Aided Learning (CAL)	1	1	1	3
14.	Kasturba Gandhi Balika Vidyalaya (KGBV)	1	1	1	3
	Total	13	13	14	40

Note: *KGBVs monitored are inclusive of the total sampled schools, but not included in the district reports as they have separate funds for the meals etc. and thus, not covered by the funds under MDM scheme.*

16. Items to be attached with the report:

- A. List of Schools with DISE code visited by MI - Yes
- B. List of the Schools visited, Contact Persons & Designation - Yes
- C. List of Schools as per Key Findings - Yes

2. Executive Summary of all the District Reports

1. Regularity in Supply of Hot Cooked Meal:

Items to be captured/Sample districts	D1- East Singhbhum	D2- Saraikela Kharsawan	D3- West Singhbhum	D4- Ramgarh	D5- Khunti	D6 - Ranchi
i. Percentage of Schools serving hot cooked meal regularly.	95%	100%	100%	86%	95%	100%
Overall Observations: 96 per cent sample schools are serving hot and cooked meal regularly.						
ii. If hot cooked meal is not served regularly, reasons thereof.	No supply of Food Grains timely & non availability of Cooking Cost	NA	NA	No supply of Food Grains timely & non availability of Cooking Cost	No supply of Food Grains timely & non availability of Cooking Cost	NA
Overall Observations: The reasons for not serving meal are no supply of food grains timely and non availability of cooking cost.						
iii. Is there any prescribed norm for consideration for irregularity in serving MDM	No meal for 3 consecutive days	No meal for 3 consecutive days	No meal for 3 consecutive days	No meal for 3 consecutive days	No meal for 3 consecutive days	No meal for 3 consecutive days
Overall Observations: The prescribed norm to consider irregularity is 3 days. However, interruption is noticed for the period ranging from 05-10 days.						
iv. Quality and quantity of meal in the opinion of teachers, students or SMC members and any problems to children in serving MDM.	Clean in 46% & Sufficient in 100% sample schools	Clean in 49% & Sufficient in 100% sample schools	Clean in 49% & Sufficient in 100% sample schools	Clean in 43% & Sufficient in 100% sample schools	Clean in 38% & Sufficient in 100% sample schools	Clean in 54% & Sufficient in 100% sample schools
Overall Observations: Children are satisfied with the quality and quantity of the meal served in 46% and not satisfied in 100% schools in the sample districts.						

2. Trends

Items to be captured/Sample districts	D1- E. Singhbhum	D2- Saraikela	D3- W. Singhbhum	D4- Ramgarh	D5- Khunti	D6 - Ranchi
i. Number of children enrolled in schools	9716	8156	10320	15824	12117	11345
Overall Observations: The status of enrollment in sample schools/centres is largely reflects the locations of the habitations and the density of population.						
ii. Number of children availed MDM as per MDM register	7226	5991	7542	11982	8834	8604
Overall Observations: MDM registers are maintained in the light of the attendance registers.						
iii. Number of children availed MDM on the day of visit	6944	4658	6174	10618	7983	7473
Overall Observations: Usually the children present on the day do avail MDM. The percent of children who avoid MDM is higher in urban areas.						
iv. Number of children availed MDM on the previous day of visit.	7226	5991	7542	11982	8834	8604
Overall Observations: The number of children availed MDM on the previous day of visit is same as the number of children present.						

3. Regularity in Supply of Food Grain:

Items to be captured/Sample districts	D1- E. Singhbhum	D2- Saraikela	D3- W. Singhbhum	D4- Ramgarh	D5- Khunti	D6 - Ranchi
(i) Is school/implementing agency receiving food grain regularly? If there is delay in delivering food grains, what is the extent of delay and reasons for the same?	100%	100%	100%	100%	100%	100%
	NA	NA	NA	NA	NA	NA
ii. Is the quality of food grain FAO?	No	No	No	No	No	No
Overall Observations: The food grains are being received by 100% schools visited. However, the quality of food grain supplied is not as per FAO standard.						
iii. Is buffer stock of one-month's requirement maintained?	86%	81%	89%	100%	86%	100%
Overall Observations: One month's buffer stock is maintained provided the supply of food grain is regular in 91% sample schools.						
iv. Is the food grains delivered at the school?	86%	81%	89%	100%	92%	100%
Overall Observations: The food grains are directly delivered to the 91% sample schools/units.						

4. Payment of Cost of Food Grain to FCI: -

Items to be captured/Sample districts	D1- E. Singhbhum	D2- Saraikela	D3- W. Singhbhum	D4- Ramgarh	D5- Khunti	D6 - Ranchi
a) Enabling conditions: -						
i. Is payment of cost of food grain to FCI made monthly? Which is the stipulated time?	No	No	No	No	No	No
Overall Observations: The payment of cost of food grain to FCI is not made monthly and hence there is complaint of delay by the client.						
ii. Has payment of cost of food grain to FCI made for the previous month?	No	No	No	No	No	No
Overall Observations: There is complaint of payment remaining due and the client has to stop the supply as reminder.						
iii. Reasons for irregular payment, if any	Delay from the deptt.	Delay from the deptt.	Delay from the deptt.	Delay from the deptt.	Delay from the deptt.	Delay from the deptt.
Overall Observations: The delay in sanctioning and releasing of funds is seen quite often due slow and cumbersome process in the administrative circle.						

5. Regularity in Delivering Cooking Cost at the School Level:

Items to be captured/Sample districts	D1- E. Singhbhum	D2- Saraikela	D3- W. Singhbhum	D4- Ramgarh	D5- Khunti	D6 - Ranchi
i. Number of schools /implementing agency receiving cooking cost in advance regularly?	23 PS/UPS	30 PS/UPS	31 PS/UPS	31 PS/UPS	25 PS/UPS	29 PS/UPS
Overall Observations: 76% sample PS/UPS are receiving cooking cost in advance regularly.						
ii. If there is delay in delivering cooking cost what is the extent of delay and reasons for it?	Procedural Delay up to 30-90 days	Procedural Delay up to 30-90 days	Procedural Delay up to 30-90 days	Procedural Delay up to 30-90 days	Procedural Delay up to 30-90 days	Procedural Delay up to 30-90 days
Overall Observations: It is always delayed from higher authorities, right from the stages of sanction and release of the advance, and onwards.						

iii. In case of delay, how school/implementing agency manages to ensure that there is no disruption in the feeding programme?	Credit	Credit	Credit	Credit	Credit	Credit
Overall Observations: In case of delay the schools/agencies make their own arrangement. But often the cooks remain unpaid till the next payment is made after 3-6 months gap.						
iv. Is cooking cost paid by Cash or through banking channel?	Banking channel	Banking channel	Banking channel	Banking channel	Banking channel	Banking channel
Overall Observations: Apart from the usual banking facility, E-transfer has been also introduced recently.						

6. Social Equity: -

Items to be captured/Sample districts	D1- Singhbhum	E. Saraikela	D2- Singhbhum	W. Ramgarh	D4- Khunti	D5- Ranchi	D6 -
a) In the classroom: -	Together and mixed	Together and mixed	Together and mixed	Together and mixed	Together and mixed	Together and mixed	Together and mixed
i. Sitting arrangement for the children during serving of MDM.							
Overall Observations: Children sit together but in a number of groups to accommodate each one.							
ii. Did you observe any gender or caste or community discrimination in cooking or serving or seating arrangements?	No	No	No	No	No	No	No
Overall Observations: No discrimination is observed in terms of gender, caste or community in cooking or serving or seating arrangements.							

7. Menu: -

Items to be captured/Sample districts	D1- Singhbhum	E. Saraikela	D2- Singhbhum	W. Ramgarh	D4- Khunti	D5- Ranchi	D6 -
i. Number of schools where menu is displayed on the wall and noticeable.	35	37	37	33	33	36	
Overall Observations: The weekly menu is a part of wall writing and quite noticeable in 95% sample schools.							
i. Who decides the menu?	SPO	SPO	SPO	SPO	SPO	SPO	SPO
Overall Observations: The weekly menu is centrally decided and has been implemented statewide.							
ii. Does daily menu includes rice/wheat, pulses (dal) and vegetable	Yes except wheat. Fruits/Eggs also provided once in a week	Yes except wheat. Fruits/Eggs also provided once in a week	Yes except wheat. Fruits/Eggs also provided once in a week	Yes except wheat. Fruits/Eggs also provided once in a week	Yes except wheat. Fruits/Eggs also provided once in a week	Yes except wheat. Fruits/Eggs also provided once in a week	Yes except wheat. Fruits/Eggs also provided once in a week
Overall Observations: Daily menu includes rice, pulses and vegetables and fruits/eggs once in a week.							
iii. Number of schools where variety of foods is served daily	37 (100%)	37 (100%)	37 (100%)	37 (100%)	37 (100%)	37 (100%)	37 (100%)
Overall Observations: Variety of food is served daily in all the schools sampled.							
iv. Number of schools where same food is served daily	Nil	Nil	Nil	Nil	Nil	Nil	Nil
Overall Observations: Same food is served daily in none of the schools visited.							

8. Community Mobilization: -

Items to be captured/Sample districts	D1- E. Singhbhum	D2- Saraikela	D3- W. Singhbhum	D4- Ramgarh	D5- Khunti	D6 - Ranchi
i. Familiarity level of the SMC members with their roles and responsibilities and eligibility and entitlement of children as notified by the State Government.	Satisfactory	Satisfactory	Satisfactory	Satisfactory	Satisfactory	Satisfactory
Overall Observations: Till date SMC/VEC is there and the members are familiar with roles and responsibilities.						
ii. Number of schools where there is a roster of parents for daily monitoring and supervision of MDMS	Nil	Nil	Nil	Nil	Nil	Nil
Overall Observations: No roster is there in practice. Monitoring and supervision is done casually.						
iii. Number of members received training regarding MDMS and its monitoring	3-4 members	3-4 members	3-4 members	3-4 members	3-4 members	3-4 members
Overall Observations: 3-4 members from each SMC/VEC have been trained to monitor MDM during the orientation of SSA.						
i. Frequency of SMCs meetings held and issues related to MDMS discussed.	As and when required	As and when required	As and when required	As and when required	As and when required	As and when required
Overall Observations: Meetings are held as and when required and menu, quality, quantity and regularity are some of the issues usually discussed in.						
ii. Frequency monitoring and cooking and serving MDMS by SMC members	As and when required	As and when required	As and when required	As and when required	As and when required	As and when required
Overall Observations: Monitoring is done solely on casual basis.						
iii. Contribution made by the community for MDMS	None	None	None	None	None	None
Overall Observations: Nothing concrete has been identified in this regard.						
vi. Extent of participation by SMC/PTA/MTA/PRI/Urban local bodies	Casual & occasional	Casual & occasional	Casual & occasional	Casual & occasional	Casual & occasional	Casual & occasional
Overall Observations: Till now their participation level is individual and could be described as of outsiders or most commonly seen as indifferent.						

9. MIS: -

Items to be captured/Sample districts	D1- E. Singhbhum	D2- Saraikela	D3- W. Singhbhum	D4- Ramgarh	D5- Khunti	D6 - Ranchi
i. Number of schools where MDM register is in place and maintained	37 (100%)	37 (100%)	37 (100%)	37 (100%)	37 (100%)	37 (100%)
Overall Observations: Mostly the MDM registers are in the place as well as maintained.						
ii. Whether any training on maintaining MDM information is	Yes	Yes	Yes	Yes	Yes	Yes

Items to be captured/Sample districts	D1- E. Singhbhum	D2- Saraikela	D3- W. Singhbhum	D4- Ramgarh	D5- Khunti	D6 - Ranchi
imparted to the teacher/head teacher?						
Overall Observations: The teachers/head teachers have been imparted orientation/training.						
iii. What is Mechanism of flow of Information from school to district and onwards	Upward	Upward	Upward	Upward	Upward	Upward
Overall Observations: The flow of information from school is upward.						
iv. What is the prevalent MIS System?	Internal	Internal	Internal	Internal	Internal	Internal
Overall Observations: In the prevalent MIS system monitoring is done from above and reporting starts from school/unit and goes upward i.e. CRC – BRC – District – State and onwards.						
v. What is the interval of furnishing information from School to Block and onwards?	Monthly	Monthly	Monthly	Monthly	Monthly	Monthly
Overall Observations: The interval of furnishing information from school and onwards is monthly.						

10. Financial Management: -

Items to be captured/Sample districts	D1- E. Singhbhum	D2- Saraikela	D3- W. Singhbhum	D4- Ramgarh	D5- Khunti	D6 - Ranchi
i. Nature of financial records and registers maintained at the implementing agency level.	Physical and Financial	Physical and Financial	Physical and Financial	Physical and Financial	Physical and Financial	Physical and Financial
Overall Observations: All the physical and financial records i.e. monthly monitoring and progress report, statement of expenditure etc are maintained at the level of implementing agency.						
i. Mode of transfer of fund to the implementing agency level from the state or district levels.	E-transfer	E-transfer	E-transfer	E-transfer	E-transfer	E-transfer
Overall Observations: The transfer of fund is done through E-transfer.						
ii. Type of account maintained and System for the withdrawal of fund from the SMC/VEC account.	Cash, ledger and pass books	Cash, ledger and pass books	Cash, ledger and pass books	Cash, ledger and pass books	Cash, ledger and pass books	Cash, ledger and pass books
Overall Observations: The withdrawal of fund requires joint signatures of Sanyojika and Chairman VEC.						
iii. If the proposals for expenditure and expenditure statements are shared with the community. If yes, is there any instance of community expressing objection/reservation about any transaction?	Not shared so no instance of any objection	Not shared so no instance of any objection	Not shared so no instance of any objection	Not shared so no instance of any objection	Not shared so no instance of any objection	Not shared so no instance of any objection
Overall Observations: MI did not come across any such instance of sharing followed by any objection.						

11. School Health Programme:

Items to be captured/Sample districts	D1- E. Singhbhum	D2- Saraikela	D3- W. Singhbhum	D4- Ramgarh	D5- Khunti	D6 - Ranchi
i. Number of schools where school Health Card maintained for each child?	11(30%)	12(32%)	13(35%)	13(35%)	12(32%)	24(65%)

Items to be captured/Sample districts	D1- E. Singhbhum	D2- Saraikela	D3- W. Singhbhum	D4- Ramgarh	D5- Khunti	D6 - Ranchi
ii. Who administers these medicines and at what frequency where MDM register is in place and maintained	Administered by personnel from line deptt.	Administered by personnel from line deptt.	Administered by personnel from line deptt.	Administered by personnel from line deptt.	Administered by personnel from line deptt.	Administered by personnel from line deptt.
Overall Observations: The School Health Card is maintained in % sample schools. It is administered by the personnel from line department monthly or quarterly basis.						
iii. What is the frequency of health check-up?	Done casually	Done casually	Done casually	Done casually	Done casually	Done casually
Overall Observations: It appears that the Health Check-up is extremely rare event. Moreover, no records are made available.						
iv. Number of children given Vitamin A	No records provided	No records provided	No records provided	No records provided	No records provided	No records provided
Overall Observations: The distribution of Vitamin A has taken place in 78% of the schools sampled.						
iv. Number of children given IFA Tablets	No records provided	No records provided	No records provided	No records provided	No records provided	No records provided
Overall Observations: The adolescent girls have been provided with IFA tablets.						
v. Number of children given de-worming tablets.	No records provided	No records provided	No records provided	No records provided	No records provided	No records provided
Overall Observations: The de-worming tablets have been distributed in the schools visited.						
vi. Who administers these medicines?	Govt. Health Department.	Govt. Health Department.	Govt. Health Department.	Govt. Health Department.	Govt. Health Department.	Govt. Health Department.
Overall Observations: Usually, these medicines are administered by the Govt. Health department						
vii. Number of schools where iodized salt is used	37 (100%)	37 (100%)	37 (100%)	37 (100%)	37 (100%)	37 (100%)
Overall Observations: All the sample schools do use iodized salt.						
viii. Number of schools where children wash their hand before and after eating	37 (100%)	37 (100%)	37 (100%)	37 (100%)	37 (100%)	37 (100%)
Overall Observations: Washing hands before and after eating is habitual and integral part of MDM and hence, all the children practice it ritually in the schools monitored.						

12. Status of Cook cum Helpers:

Items to be captured/Sample districts	D1- E. Singhbhum	D2- Saraikela	D3- W. Singhbhum	D4- Ramgarh	D5- Khunti	D6 - Ranchi
i. Number of school where cook cum helpers are engaged as per the norms of GOI or State Govt.	37 (100%)	37 (100%)	37 (100%)	37 (100%)	37 (100%)	37 (100%)
Overall Observations: The cook-cum-helpers are engaged as per the Govt. norms. The appointed cooks are known as Sanyojika and Sahayika.						
ii. Who engages cook cum helpers in these schools	Govt.	Govt.	Govt.	Govt.	Govt.	Govt.
Overall Observations: The cook-cum-helpers are appointed by the Govt and not by the NGOs, SHG or contractor.						
iii. Number of schools served by centralized kitchen	02 schools sampled for	Nil	Nil	Nil	Nil	Nil
Overall Observations: Some schools in the districts of East Singhbhum and Saraikela Kharsawan are being covered by the centralized kitchen.						
iv. Number of schools where SHG is involved	Nil	Nil	Nil	Nil	Nil	Nil
Overall Observations: SHGs are nowhere involved. However, the women's group known as Mata Samiti is found involved.						
v. What is remuneration paid to Cook cum helpers, mode of payment and intervals of payment?	Rs. 1000/-	Rs. 1000/-	Rs. 1000/-	Rs. 1000/-	Rs. 1000/-	Rs. 1000/-
Overall Observations: At the rate Rs. 1000/- per Sahayika is paid as remuneration in cash for 10 months.						
vi. Social Composition of cooks cum helpers? (SC/ST/OBC/Minority/others)	Mixed	Mixed	Mixed	Mixed	Mixed	Mixed
Overall Observations: Social composition of cooks-cum-helpers is of mixed type, as they represent almost all the local social groups proportionately, i.e. SC/ST/OBC/Minority/Others.						

13. Infrastructure:

Items to be captured/Sample districts	D1- E. Singhbhum	D2- Saraikela	D3- W. Singhbhum	D4- Ramgarh	D5- Khunti	D6 - Ranchi
i. Number of schools where pucca Kitchen cum Stores is available and in use.	24(65%)	29(78%)	30(81%)	22(59%)	28(76%)	30(81%)
Overall Observations: It is observed that the kitchen cum stores are available and in use in 73% schools visited.						
ii. Number of schools where pucca kitchen cum store is not available	05	04	01	07	07	05
Overall Observations: 13% sample schools are found having no pucca kitchen-cum-store rooms due to either only sanctioned, or yet to be sanctioned or the construction is in progress.						

14. Staffing:

Items to be captured/Sample districts	D1- E. Singhbhum	D2- Saraikela	D3- W. Singhbhum	D4- Ramgarh	D5- Khunti	D6 - Ranchi
i. Number of staff engaged at district level for management and monitoring of MDMS	15-20 Officials & Experts	15-20 Officials & Experts	15-20 Officials & Experts	15-20 Officials & Experts	15-20 Officials & Experts	15-20 Officials & Experts
Overall Observations: Around 20 officials/Experts are supposed to steer and monitor the programme in the						

Items to be captured/Sample districts	D1- E. Singhbhum	D2- E. Saraikela	D3- W. Singhbhum	D4- Ramgarh	D5- Khunti	D6 - Ranchi
district. But the number of persons actually involved varies either due to vacancy or no participation.						
ii. Number of staff engaged at block level for management and monitoring of MDMS	15-20 Officials & Experts	15-20 Officials & Experts	15-20 Officials & Experts	15-20 Officials & Experts	15-20 Officials & Experts	15-20 Officials & Experts
Overall Observations: Around 20 officials/Experts are supposed to steer and monitor the programme in the district. But the number of persons actually involved varies either due to vacancy or no participation.						
iii. Is there any district level task force constituted	Yes	Yes	Yes	Yes	Yes	Yes
Overall Observations: The Task force exists in all the sample districts but the coordination of daily affairs is done exclusively by the personnel of line department.						

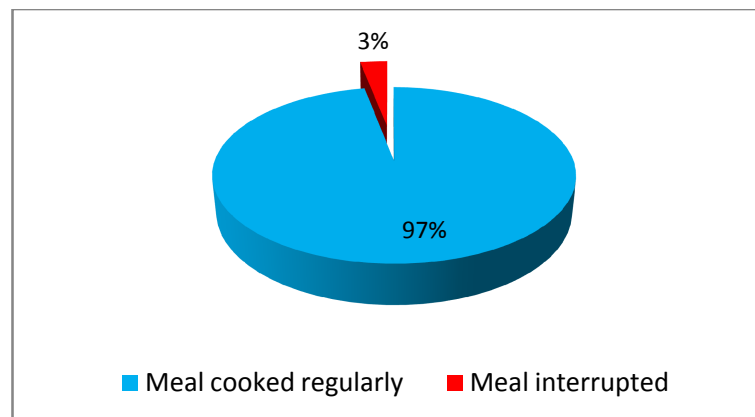
15. Monitoring:

Items to be captured/Sample districts	D1- E. Singhbhum	D2- E. Saraikela	D3- W. Singhbhum	D4- Ramgarh	D5- Khunti	D6 - Ranchi
i. How many district level steering cum monitoring committee meeting held in current financial year	12	12	12	12	12	12
Overall Observations: The meetings are held regularly, however more promptness is required in terms of follow up actions.						
ii. How many state level steering cum monitoring committee meeting held in the current financial year	3-5	3-5	3-5	3-5	3-5	3-5
Overall Observations: The number of meetings could be increased and should be attended by all the concerned.						

2. Executive Summary (Consolidated)

1. Regularity in Serving Meal

93% sample schools are serving hot and cooked meal regularly. The interruption has been noticed in 7% of the sample schools scattered in East Singhbhum, Ramgarh and Khunti districts.



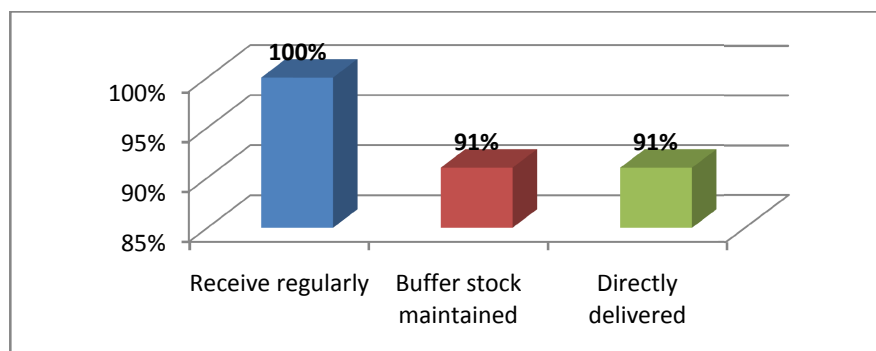
Graph 1: Regular Cooking of Meal

2. Trends

The status of enrollment in sample schools is the same on the previous day and the day of visit. Against the enrollment 66% children are found attending the school on the day of visit. Usually the children present on the day do avail MDM barring around 02 per cent of the children, who avoid MDM for reasons i.e. health ground, social status, guardians' instruction etc.

3. Regularity in Supply of Food Grains to School

100% Sample schools are receiving food grains regularly except in some cases wherein delay has been reported. The extent of delay is ranging from 05 to 10 days and caused by the departmental delay. One month's buffer stock is maintained in 91% schools visited and the food grains are directly delivered also to 91% sample schools.



Graph 2: Supply of Food Grains to School

4. **Regularity in Delivering Cooking Cost to School**

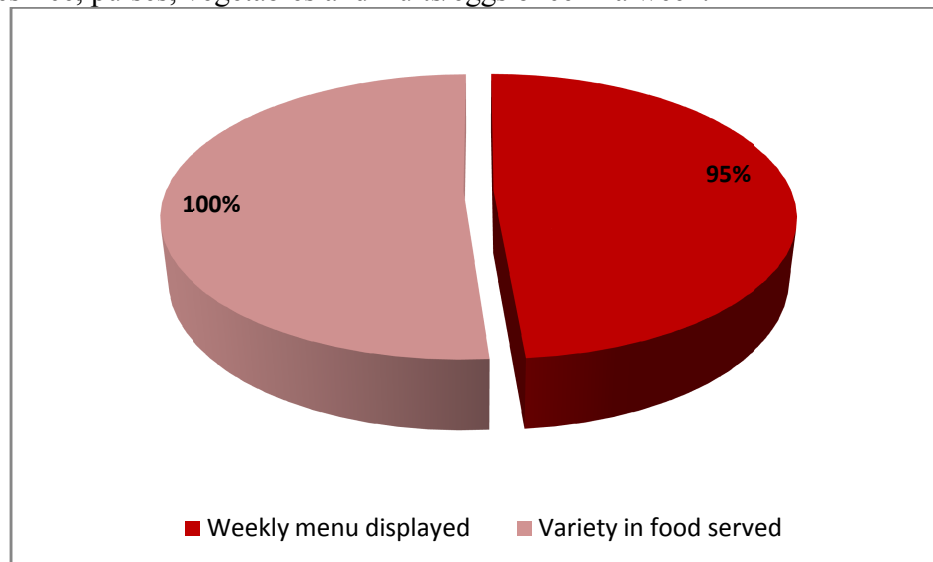
Around 76% sample PS/UPS are receiving cooking cost in advance regularly. Despite there is effort to provide it in advance, the problem arises due to departmental delay in next advance. In case of delay the schools/agencies make their own arrangement. Apart from the usual banking facility, E-transfer for allocation of funds has been introduced recently.

5. **Social Equity**

Children sit together but in a number of small groups to accommodate each one. No discrimination is observed in terms of gender, caste or community in cooking or serving or seating arrangements.

6. **Variety of Menu**

The weekly menu is a part of wall writing and quite noticeable in 95% sample schools, but often unable to adhere to the menu displayed. Menu is decided centrally and has been implemented statewide. Variety of food is served in 100% sample schools daily and it includes rice, pulses, vegetables and fruits/eggs once in a week.



Graph 3: Weekly Menu

7. **Quality and Quantity of Meal**

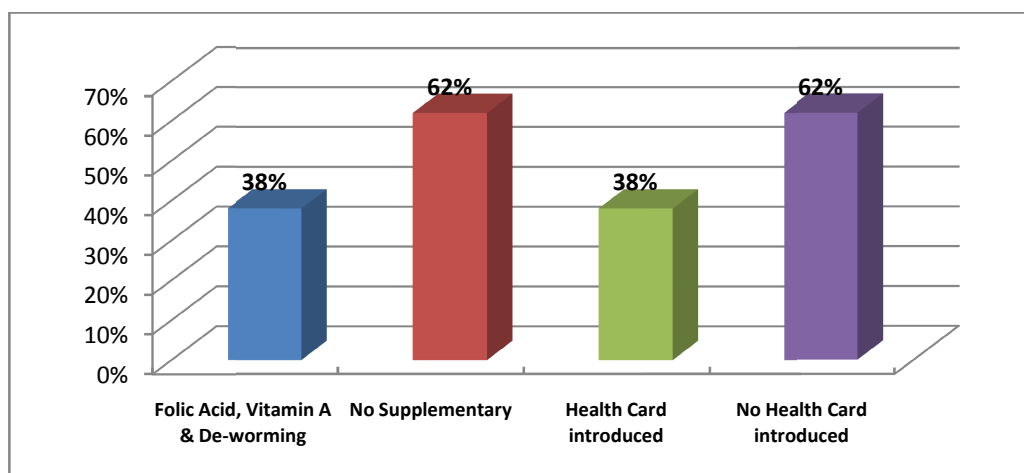
As per the children in 46% sample schools, the quality of meal served is satisfactory. As per the opinion of the children, the quantity of food served is sufficient in all the schools visited. As the children at 100% schools sampled are happy about the quality and quantity of the meal. However, things can be always improved by special orientation on health and hygiene of cooks and the members of VEC/SMC.



Graph 4: Quality and Quantity of Meal

School Health Programme

The Iron Folic Acid, Vitamin A and de-worming dosage has been provided in only 38% schools covered. Nothing was provided in 62% sample schools monitored. The service is administered by Govt. health department on monthly or quarterly basis. Health Card has been introduced in 38% schools visited but cannot be taken as well maintained. Hence no health card was verified in the rest 62% sample schools.



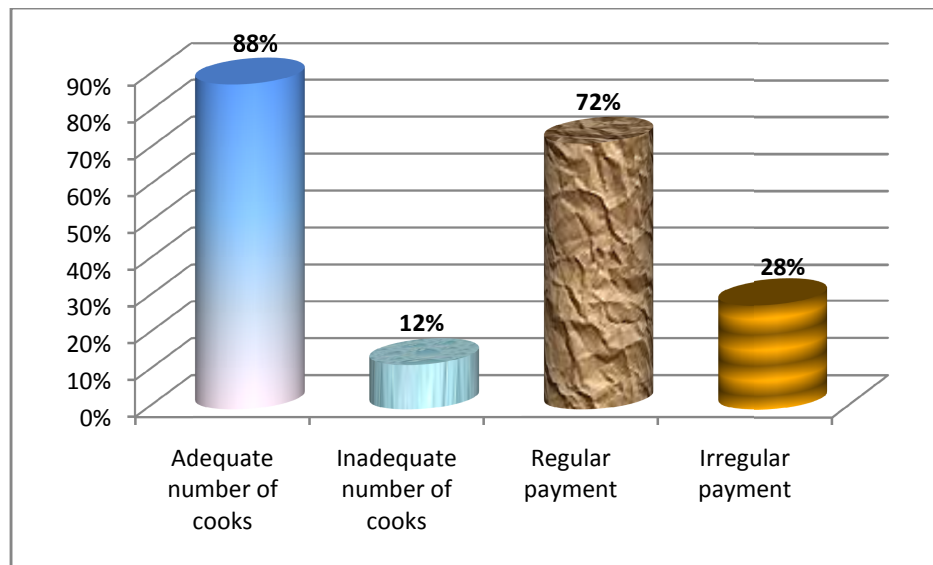
Graph 5: Food Supplement and Health Card

8. Status of Cooks

The cook-cum-helpers are engaged as per the Govt. norms. The appointed cooks are known as *Sanyojika* and *Sahayika* belonged to *Mata Samiti*. The cook-cum-helpers are

appointed by the Govt and not by the NGOs, SHG or contractor. So far, no sample school is covered by a centralized kitchen

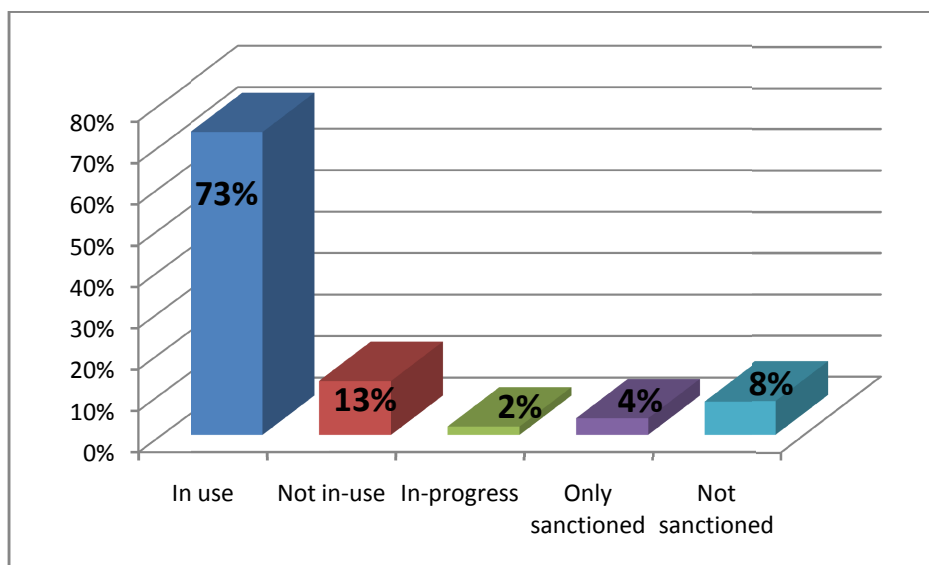
The number of cooks is adequate only in 88% schools visited. Rs. 1000/- per Sahayika is paid as remuneration in cash. However, in 28% schools visited they are not paid regularly. Social composition of cooks-cum-helpers is of mixed type, as they represent almost all the local social groups proportionately, i.e. SC/ST/OBC/Minority/Others.



Graph 6: Number of Cooks and their Payment

9. Infrastructure

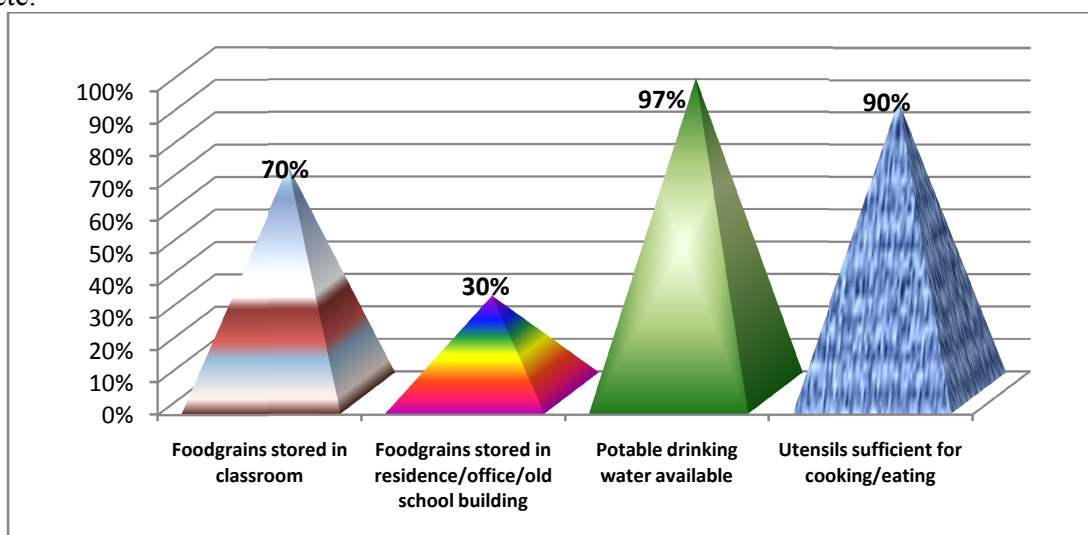
73% schools have constructed kitchen sheds cum stores and also in use, whereas 13% schools do have constructed kitchen sheds cum stores, but not in use. The construction is on progress in 2% sample schools. It is sanctioned but the construction is yet to be started in 4% schools. The rest 8% schools are yet to get it sanctioned.



Graph 7: Kitchen Sheds-cum-Store

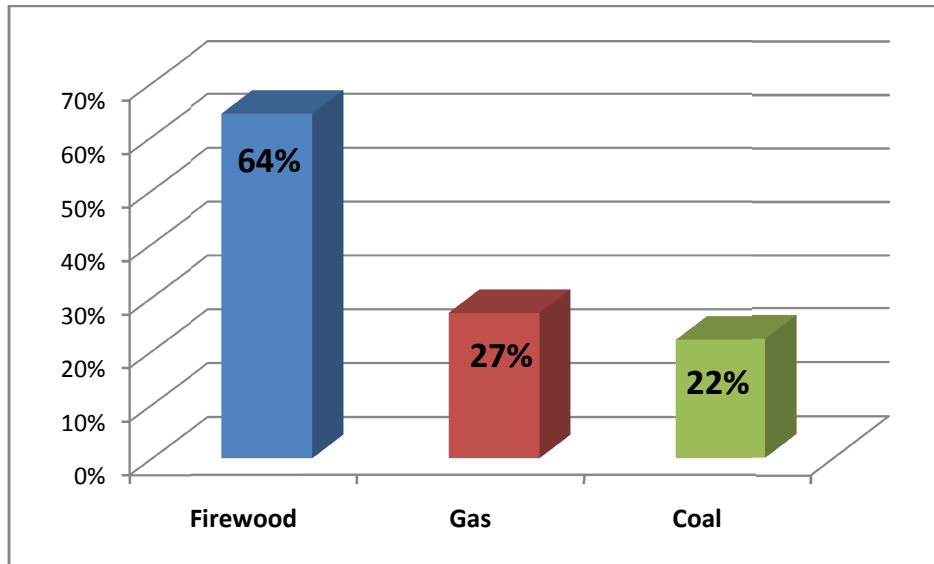
Of 13% schools, wherein the pucca kitchen is not available, provisional arrangement of kitchen shed is opted either in old school buildings, in veranda, in hut or open air as per the convenience. The same applies for 14% schools, wherein pucca kitchen is available but not in use.

The food grains/other ingredients are stored in the corners of the classrooms in 70% sample schools, whereas own residence, office, old school buildings have become the store rooms for 30% schools visited. For 97% sample schools, the potable drinking water is available. Similarly, 90% sample schools have sufficient utensils for cooking/eating etc.



Graph 8: Storage of foodgrains, Potable Drinking Water and Utensils

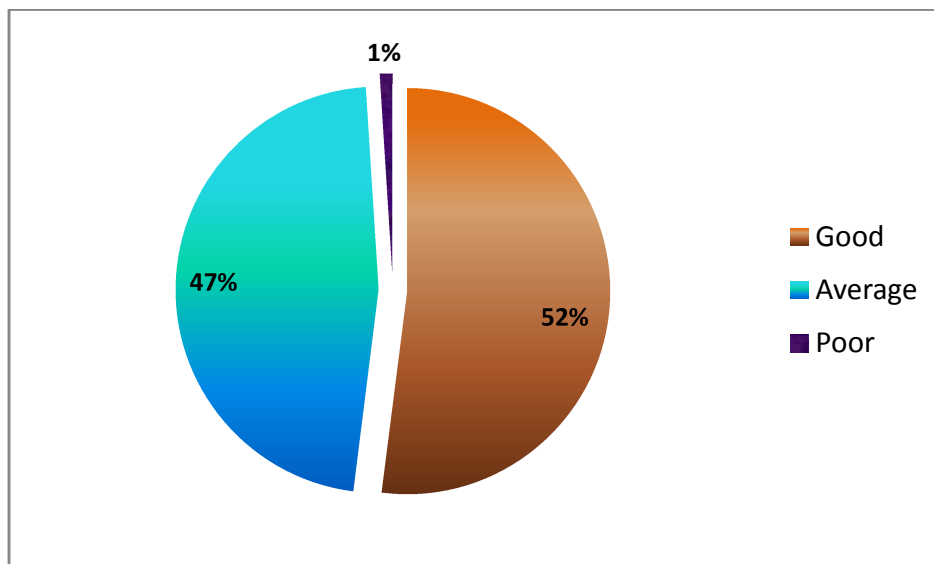
64% sample schools are using firewood for cooking followed by 27% schools using gas and coal being used by 22% schools visited in the sample districts.



Graph 9: Fuel used for Cooking

10. Safety and Hygiene

The general impression regarding the environment, safety and hygiene is good in 52% schools, average in 47% schools, whereas it appeared poor in case of 1% schools visited in the sample districts.



Graph 10: Safety and Hygiene

In all the sample schools, the children are encouraged to wash their hands before and after eating. Similarly, the children do share meals in an orderly manner in all the schools visited. The water is conserved in 100% sample schools. The safety measures are taken care of while cooking and storing fuel by 100% sample schools monitored.

11. Community Participation

In 55% sample schools, monitoring and supervision is done by the community, but purely on casual basis. Till now their participation level is individual and could be described as of outsiders or most commonly seen as indifferent. So far, none of the sample schools is verified as having received any contribution (cash/kind/labour) by the community.

12. Inspection and Supervision

The MDM has been inspected in almost 89% of the sample schools by the block level officers/officials. 20% school was verified as inspected by block and district officials. 5% schools have been supervised by block, district as well as the authorities from the state. However, the VEC/SMC members are there and do monitor but purely on casual basis. No roaster system is there in practice. Apart from this, CRPs also monitor 03 schools per day. The monitoring is either carried out by visiting the site or by making a phone call to collect the updates.

13. Impact

In all the sample schools, Mid Day Meal Scheme has improved the enrollment. But, it appears ineffective in terms of drawing and sustaining the attendance in the 9% schools visited. In around 67% sample schools, some positive impact on general health and hygiene has been felt.

KEY FINDINGS & GENERAL OBSERVATIONS:

The section deals with some of the key findings and general observations exclusively derived from the data collection and field verification related to each of the major issues of MDM, i.e. regularity, trend, food grains, cooking cost, social equity, menu, quality & quantity, nutritional supplement, cooks, infrastructure, safety & hygiene, community participation, supervision and impact

- MDM is being served in all the sample districts
- All the children attending schools avail MDM
- No discrimination has been observed in terms of seating arrangements at MDM
- Regularity is being maintained with some adjustment in the menu
- However, weekly menu has been worked out and displayed
- Children appear to be happy/satisfied with the food served
- Children have been provided with some food supplements
- The number and social profile of cooks seems quite adequate
- Safety & hygiene condition is not up to the mark
- Community participation is not enough to contribute substantially
- Frequency of supervision has been improved
- Impact on education, nutrition and social aspects is being felt

IMPACT ON EDUCATION, NUTRITION AND SOCIAL ASPECTS:

- MDM has pushed up enrolment
- It appears that it has failed to retain the children
- Participation of girls has increased
- Number of dropouts has been curtailed
- Support for families facing malnourishment & food insecurity
- Providing schooling opportunity for child labours
- Providing very basics of health & sanitation to the children
- Adding a familial atmosphere for grooming up the children
- Creating awareness for education in the community

AREAS OF CONCERN:

- Interruption has been reported in East Singhbhum, Ramgarh and Khunti districts.
- Lack of cooking cost & food grains are identified as two major reasons
- Often no measures are adopted to streamline the shortage/non-supply of food
- No buffer stock of one month's requirement is maintained in 9% schools visited
- Irregular payment of remuneration of cooks
- Kitchen and storage facility are either poor or not available
- VEC/chairmen not taking charge to fulfill their responsibility adequately
- Less time for academics as teachers are often busy arranging MDM
- Clash of interests between teachers & VEC hampering the scheme

SUGGESTIONS:

- Teachers should be exempted from the responsibilities of MDM
- VEC/Chairmen should be inspired & oriented to serve the society
- MDM requires sufficient space for cooking/eating and drinking water facility
- Schools should be provided with sufficient & proper utensils
- Cooks require some kind of training on hygiene and sanitation
- Community participation should be initiated and intensified
- Commitment from either side at all levels is crucial need
- Whatever may be the extent/level of participation – it demands value addition

3. District Level Half Yearly Monitoring Report – East Singhbhum

MHRD/NSG needs district wise information/observation as per the TOR 2010-2012 using this format for each district separately, for the districts monitored by the Monitoring Institution both for SSA and MDM tasks. Please provide district wise detailed report as per the TOR 2010-12.

3.1	Name of the District			East Singhbhum	
3.2	Date/Month of visit to the District			August - September 2012	
3.3	Number of elementary schools (PS/UPS) Centers covered/ monitored			PS - 10 UPS - 30	
1.	<u>REGULARITY IN SERVING MEAL:</u> Whether the school is serving hot cooked meal daily? If there was interruption, what was the extent and reasons for the same?			Students, Teachers & Parents	
	<ul style="list-style-type: none"> Hot and cooked meal is served in 35 (95%) sample schools. 				
2.	<u>TRENDS:</u> Extent of variation (As per school records vis-à-vis actual on the day of visit)			School level registers, MDM Registers Head Teachers, Schools level MDM functionaries / Observation of the monitoring team.	
	No.	Details	The day previous to date of visit		On the day of visit
	i.	Enrollment	9716		9716
	ii.	No. of children attending the school	7226		6944
	iii.	No. of children availing MDM as per MDM Register	7226		6944
	iv.	No. of children actually availing MDM	7226		6838
<ul style="list-style-type: none"> On the day of visit, the attendance against the enrollment is recorded as 71 per cent and almost 98 per cent students actually had MDM. 					
3.	<u>REGULARITY IN DELIVERING FOOD GRAINS TO SCHOOL LEVEL:</u> (i) Is school receiving food grain regularly? If there is delay in delivering food grains, what is the extent of delay and reasons for the same?			School level registers, MDM Registers, Head Teacher, School level MDM functionaries.	
	<ul style="list-style-type: none"> All the 37 (100%) sample schools are getting food grains regularly. 				
	(ii) Is buffer stock of one-month's requirement is maintained?			School level registers, MDM Registers, Head Teacher, School level MDM functionaries	
	<ul style="list-style-type: none"> 32 (86%) schools do maintain the buffer stock as per requirement, barring 05 (14%) schools which are found not maintaining the monthly buffer stock. 				
(iii) Is the food grains delivered at the school?			School level registers, MDM Registers, Head Teacher, School level MDM functionaries		

	<ul style="list-style-type: none"> 32 (86%) sample schools are being provided the food grains directly, barring 05 (14%) schools where the food grains are collected from the schools nearby. 	
4.	<p><u>REGULARITY IN DELIVERING COOKING COST TO SCHOOL LEVEL:</u></p> <p>(i) Is school receiving cooking cost in advance regularly? If there is delay in delivering cooking costs, what is the extent of delay and reasons for it?</p>	School level registers, MDM Registers, Head Teacher, School level MDM functionaries.
	<ul style="list-style-type: none"> 23 (62%) sample schools are receiving the cooking cost in advance regularly, whereas 14 (38%) schools are not getting the cooking cost in advance. 	
	<p>(ii) In case of delay, how schools manage to ensure that there is no disruption in the feeding programme?</p>	School level registers, MDM Registers, Head Teacher, School level MDM functionaries.
	<ul style="list-style-type: none"> In case of delay, interim arrangement is done by seeking the help of schools nearby or VECs arrange of their own. 	
	<p>(iii) Is cooking cost paid by Cash or through banking channel?</p>	School level registers, MDM Registers, Head Teacher, School level MDM functionaries.
	<ul style="list-style-type: none"> The cooking cost is paid through banks in all the sample schools. 	
5.	<p><u>SOCIAL EQUITY:</u></p> <p>Did you observe any gender or caste or community discrimination in cooking or serving or seating arrangements?</p>	Observations
	<ul style="list-style-type: none"> No gender, caste or community discrimination was observed in cooking, serving or seating arrangements in the sample schools. 	
6.	<p><u>VARIETY OF MENU:</u></p> <p>(i) Has the school displayed its weekly menu, and is it able to adhere to the menu displayed?</p>	Observations and discussion with children teachers, parents, VEC members, Gram Panchayat members and cooks.
	<ul style="list-style-type: none"> 35 (95%) sample schools have displayed the weekly menu and try their best to adhere to, whereas the menu was not displayed in 02 (5%) sample schools. 	
	<p>(ii) Is there variety in the food served or is the same food served daily?</p>	Observations and discussion with children teachers, parents, VEC members, Gram Panchayat members and cooks.
	<ul style="list-style-type: none"> Variety in the food served was found in all the 37 sample schools. 	
	<p>(iii) Does the daily menu include rice / wheat preparation, dal and vegetables?</p>	Observations and discussion with children teachers, parents, VEC members, Gram Panchayat members and cooks.
	<ul style="list-style-type: none"> In all the sample schools, rice, dal and vegetables are essentially included in the daily menu. However, wheat (Roti) is not served as a regular part of the daily menu. 	
7.	<p><u>QUALITY & QUANTITY OF MEAL:</u></p> <p>Feedback from children on</p> <p>a) Quality of meal:</p>	Observations of Investigation during MDM service

	<ul style="list-style-type: none"> The meal served is found to be neat/clean and tasty in 17 (46%) and not so clean and tasty in 20 (54%) sample schools. 	
	b) Quantity of meal:	Observations of Investigation during MDM service
	<ul style="list-style-type: none"> The quantity of the meal served is reported to be sufficient in all 37 (100%) sample schools. 	
	c) If children were not happy Please give reasons and suggestions to improve.	Observations of Investigation during MDM service
	<ul style="list-style-type: none"> In 37 (100%) sample schools, the children are unhappy in terms of quality and quantity of the meal. However, by special orientation on health and hygiene of cooks and members of VEC/SMC things can be always improved. 	
8.	<u>SUPPLEMENTARY:</u>	Teachers, Students, School Record
	(i) Whether children are given micronutrients (Iron, folic acid, vitamin – A dosage) and de-worming medicine periodically?	
	<ul style="list-style-type: none"> In 11 (30%) sample schools, the Iron Folic, Vitamin A and de-worming dosage have distributed, whereas nothing was provided in 26 (70%) sample school. 	
	(ii) Who administers these medicines and at what frequency?	Teachers, Students, School Record
	<ul style="list-style-type: none"> The service is administered by Govt. health department monthly or quarterly. 	
	(iii) Is there school Health Card maintained for each child?	Teachers, Students, School Record
	<ul style="list-style-type: none"> Health Card is maintained in 11 (27%) sample schools whereas it is not in practice in other 26 (70%) sample schools. 	
9.	<u>STATUS OF COOKS:</u>	Observations and discussion with children teachers, parents, VEC members, Gram Panchayat members and cooks.
	(i) Who cooks and serves the meal? (Cook/helper appointed by the Department or Self Help Group, or NGO or Contractor)	
	<ul style="list-style-type: none"> In all the sample schools, the meals are cooked and served by appointed cooks usually known as Sanyojika (Convener) and Sahayika (Helper). However, in 02 (5%) schools, the food is cooked/supplied by common kitchen. 	
	(ii) Is the number of cooks and helpers adequate to meet the requirement of the school?	Observations and discussion with children teachers, parents, VEC members, Gram Panchayat members and cooks.
	<ul style="list-style-type: none"> In 34 (92%) sample schools the number of cooks/helpers is insufficient, whereas in 03 (8%) sample schools, the number is sufficient to meet the requirement. 	
	(iii) What is remuneration paid to cooks/helpers?	Observations and discussion with children teachers, parents, VEC members, Gram Panchayat members and cooks.
	<ul style="list-style-type: none"> The helpers (Sahayika) are paid Rs 1000/- as remuneration in the sample schools per month whereas, no remuneration is paid to the conveners, the Sanyojika. 	

	(iv) Are the remuneration paid to cooks/helpers regularly?	Observations and discussion with children teachers, parents, VEC members, Gram Panchayat members and cooks.
	<ul style="list-style-type: none"> In 25 (68%) the payment of remuneration is made irregularly, however, it is paid regularly in other 12 (32%) sample schools. 	
	(v) Social Composition of cooks /helpers? (SC/ST/OBC/Minority)	Observations and discussion with children teachers, parents, VEC members, Gram Panchayat members and cooks.
	<ul style="list-style-type: none"> Out of 120 Cooks/helpers in the sample schools, 55 (47%) belonged to Other Backward Community, followed by 45 (38%) from Scheduled Tribe, 18 (15%) from Scheduled Caste, whereas only 01 cook/helper belonged to Minority. 	
10.	<u>INFRASTRUCTURE:</u> Is a pucca kitchen shed-cum-store: a) Constructed and in use b) Constructed but not in use c) Under construction d) Sanctioned, but constructed not started e) Not sanctioned f) Any other (specify)	School records, discussion with head teacher, teacher, VEC, Gram Panchayat members.
	Information is to be given for point (a) , (b), (c) , (d) and (e) <ul style="list-style-type: none"> 24 (65%) schools have constructed kitchen shed cum store in use. In 08 (22%) schools it is constructed but not in use. In none of the schools sampled, the construction is on progress. It is sanctioned but construction is yet to be started in 03 (8%) school. In case of 02 (5%) school it is not yet sanctioned. 	
11.	In case the pucca kitchen shed is not available, where is the food being cooked and where are the food grains/other ingredients being stored?	Discussion with head teacher, teacher, VEC, Gram Panchayat members, Observation
	<ul style="list-style-type: none"> Out of 05 (14%) schools where the pucca kitchen is not available, provisional arrangement of kitchen shed is done either in old school buildings, in veranda, in hut or open air as per the convenience. The same applies for 08 (22%) schools wherein pucca kitchen is available but not in use. The food grains/other ingredients are stored in the corners of the classrooms in 29 (78%) schools and the rest 08 (22%) schools use the staff/office for the purpose. 	
12.	Whether potable water is available for cooking and drinking purpose?	-do-
	<ul style="list-style-type: none"> In 34 (92%) sample schools potable water is available and in 03 (8%) schools visited potable water is not available for cooking and drinking. 	
13.	Whether utensils used for cooking food are adequate?	Teachers/Organizer of MDM Programme
	<ul style="list-style-type: none"> Similarly, 31 (84%) sample schools have sufficient utensils and in other 06 (16%) schools the utensils are insufficient for cooking/eating etc. 	

14.	What is the kind of fuel used? (Gas based/firewood etc.)	Observation
	<ul style="list-style-type: none"> 34 (92%) sample schools are using firewood followed by 03 (8%) schools, wherein gas is being used for cooking. 	
15.	<u>SAFETY & HYGIENE:</u>	Observation
	i. General Impression of the environment, Safety and hygiene:	
	<ul style="list-style-type: none"> The general impression of the environment, safety and hygiene in 21 (57%) schools is found to be good and is average in 16 (43%) schools. 	
	ii. Are children encouraged to wash hands before and after eating?	Observation
	<ul style="list-style-type: none"> In all the 37 sample schools, the children are encouraged to wash their hands before and after eating. 	
	iii. Do the children partake meals in an orderly manner?	Observation
	<ul style="list-style-type: none"> In all the 37 sample schools the children do partake meals in an orderly manner. 	
	iv. Conservation of water?	Observation
	<ul style="list-style-type: none"> In 37 (100%) sample schools water is conserved. 	
	v. Is the cooking process and storage of fuel safe, not posing any fire hazard?	Observation
	<ul style="list-style-type: none"> Likewise, in 37 (100%) sample schools, safety measures are being taken care of while cooking and storing fuel. 	
16.	<u>COMMUNITY PARTICIPATION:</u> Extent of participation by Parents/VECs/Panchayats/Urban bodies in daily supervision, monitoring, participation	Discussion with head teacher, teacher, VEC, Gram Panchayat members
	<ul style="list-style-type: none"> In case of 35 (95%) sample schools, monitoring and supervision is done quite regularly, whereas, in 02 (5%) schools, community participation in terms of monitoring and supervision is casual. So far, none of the sample schools is reported to have received any contribution (cash/kind/labour) by the community. 	
17.	<u>INSPECTION & SUPERVISION:</u> Has the mid day meal programme been inspected by any state/district/block level officers/officials?	School records, discussion with head teacher, teachers, VEC, Gram Panchayat members
	<ul style="list-style-type: none"> As reported, the monitoring and supervision is done in 31 (84%) sample schools by officers/officials of block level. However, in case of 12 (32%) schools have been monitored by block and district level officers. In the 03 (8%) schools, the supervision was done by the officials from block, district and also by the authorities from the state. Apart from this, CRPs also monitor 03 schools per day. The monitoring is either carried out by visiting the site or by making a phone call to collect the updates. 	

18.	<p><u>IMPACT:</u> Has the mid day meal improved the enrollment, attendance of children in school, general well being (nutritional status) of children? Is there any other incidental benefit due to serving cooked meal in schools?</p>	School records, discussion with head teacher, teachers, students, VEC, Gram Panchayat members.
	<ul style="list-style-type: none"> • In all the 37 sample schools, Mid Day Meal Scheme has improved the enrollment, but it has increased the attendance in 35 (95%) schools. 25 (68%) sample schools felt that there is a positive impact on general health/hygiene. 	

LIST OF SCHOOLS WITH KEY FINDINGS – EAST SINGHNBHUM

Table No. 01 List of Schools Not Serving Meal Regularly

SN	Name of the Schools	Period (since)
01.	UMS Dhatkidih	03 days

Table No. 02 List of Schools Not Received Cooking Cost Regularly

SN	Name of the Schools	SN	Name of the Schools
01.	UMS Bariada	05.	UMS Manpur
02.	UMS Damodarpur	06.	UMS Gengra
03.	MS Bangurda	07.	RMS Nildih
04.	UMS Bhula	08.	PS Jharkhand Basti

Table No 03 List of Schools with Menu Not Displayed

SN	Name of the Schools
01.	UMS Dhatkidih

Table No. 04 List of Schools Not Providing Supplementary Food

SN	Name of the Schools	SN	Name of the Schools
01.	MS Gitilata	10.	MS Manpur
02.	UMS Bariada	11.	UMS Gengra
03.	MS Dimna	12.	UPS Tuwar Dungri
04.	UMS Damodarpur	13.	PS Dabanki
05.	MS Bangurda	14.	PS Kendmuri
06.	UMS Bhula	15.	PS Patamda Bazaar
07.	UMS Gopalpur	16.	PS Jharkhand BASTi
08.	UMS Heselbil	17.	PS Tirildih
09.	UMS Potka	18.	PS Bara Bandua

Table No. 05 List of Schools with Remuneration Not Paid to Cooks/Helpers Regularly

SN	Name of the Schools	SN	Name of the Schools
01.	MS Gitilata	05.	RMS Nildih
02.	MS Bangurda	06.	PS Tirildih
03.	UMS Gopalpur	07.	PS Bara Bandua
04.	UMS Gengra		

Table No. 06 List of Schools with No Pucca Kitchen cum Storeroom

SN	Name of the Schools	SN	Name of the Schools
01.	UMS Gopalpur	04.	UMS Gengra
02.	UMS Heselbil	05.	UMS Dhatkidih
03.	UMS Potka	06.	PS Kendmuri

Table No. 07 List of Schools with Insufficient Utensils

SN	Name of the Schools
01.	MS Gitilata
02.	MS Kunwar Singh
03.	RMS Nildih

3. District Level Half Yearly Monitoring Report – Saraikela Kharsawan

MHRD/NSG needs district wise information/observation as per the TOR 2010-2012 using this format for each district separately, for the districts monitored by the Monitoring Institution both for SSA and MDM tasks. Please provide district wise detailed report as per the TOR 2010-12.

3.1	Name of the District			Saraikela Kharsawan	
3.2	Date/Month of visit to the District			February - March 2012	
3.3	Number of elementary schools (PS/UPS) Centers covered/ monitored			PS - 05 UPS - 35	
1.	<u>REGULARITY IN SERVING MEAL:</u> Whether the school is serving hot cooked meal daily? If there was interruption, what was the extent and reasons for the same? <ul style="list-style-type: none"> Hot and cooked meal is served in 37 (100%) sample schools. 			Students, Teachers & Parents	
2.	<u>TRENDS:</u> Extent of variation (As per school records vis-à-vis actual on the day of visit)			School level registers, MDM Registers Head Teachers, Schools level MDM functionaries / Observation of the monitoring team.	
	No.	Details	The day previous to date of visit		On the day of visit
	i.	Enrollment	8156		8156
	ii.	No. of children attending the school	5991		4658
	iii.	No. of children availing MDM as per MDM Register	5991		4658
	iv.	No. of children actually availing MDM	5991		4566
	<ul style="list-style-type: none"> On the day of visit, the attendance against the enrollment is recorded as 57 per cent and almost 98 per cent students actually had MDM. 				
3.	<u>REGULARITY IN DELIVERING FOOD GRAINS TO SCHOOL LEVEL:</u> (i) Is school receiving food grain regularly? If there is delay in delivering food grains, what is the extent of delay and reasons for the same? <ul style="list-style-type: none"> 37 (100%) sample schools are getting food grains regularly. 			School level registers, MDM Registers, Head Teacher, School level MDM functionaries.	
	(ii) Is buffer stock of one-month's requirement is maintained? <ul style="list-style-type: none"> 30 (81%) schools do maintain the buffer stock as per requirement, barring 07 (19%) schools reported as not maintaining the monthly buffer stock. 			School level registers, MDM Registers, Head Teacher, School level MDM functionaries	
	(iii) Is the food grains delivered at the school?			School level registers, MDM Registers, Head Teacher, School level MDM functionaries	

	<ul style="list-style-type: none"> Likewise, 30 (81%) sample schools are being provided the food grains directly, barring 07 (19%) schools collecting food grains from the schools nearby. 	
4.	<u>REGULARITY IN DELIVERING COOKING COST TO SCHOOL LEVEL:</u> (i) Is school receiving cooking cost in advance regularly? If there is delay in delivering cooking costs, what is the extent of delay and reasons for it?	School level registers, MDM Registers, Head Teacher, School level MDM functionaries.
	<ul style="list-style-type: none"> 30 (81%) sample schools are receiving the cooking cost in advance regularly, whereas 07 (19%) schools are not getting the cooking cost in advance. 	
	(ii) In case of delay, how schools manage to ensure that there is no disruption in the feeding programme?	School level registers, MDM Registers, Head Teacher, School level MDM functionaries.
	<ul style="list-style-type: none"> In case of delay, interim arrangement is done by seeking the help of schools nearby or VECs arrange of their own. 	
	(iii) Is cooking cost paid by Cash or through banking channel?	School level registers, MDM Registers, Head Teacher, School level MDM functionaries.
	<ul style="list-style-type: none"> The cooking cost is paid through banks in all the 37 sample schools. 	
5.	<u>SOCIAL EQUITY:</u> Did you observe any gender or caste or community discrimination in cooking or serving or seating arrangements?	Observations
	<ul style="list-style-type: none"> No gender, caste or community discrimination was observed in cooking, serving or seating arrangements in any of the sample schools. 	
6.	<u>VARIETY OF MENU:</u> (i) Has the school displayed its weekly menu, and is it able to adhere to the menu displayed?	Observations and discussion with children teachers, parents, VEC members, Gram Panchayat members and cooks.
	<ul style="list-style-type: none"> 37 (100%) sample schools have displayed the weekly menu and try their best to adhere to. 	
	(ii) Is there variety in the food served or is the same food served daily?	Observations and discussion with children teachers, parents, VEC members, Gram Panchayat members and cooks.
	<ul style="list-style-type: none"> Variety in the food served was found in all the 37 sample schools. 	
	(iii) Does the daily menu include rice / wheat preparation, dal and vegetables?	Observations and discussion with children teachers, parents, VEC members, Gram Panchayat members and cooks.
	<ul style="list-style-type: none"> In all the sample schools, rice, dal and vegetables are essentially included in the daily menu. However, wheat (Roti) is not served as a regular part of the daily menu. 	
7.	<u>QUALITY & QUANTITY OF MEAL:</u> Feedback from children on a) Quality of meal:	Observations of Investigation during MDM service

	<ul style="list-style-type: none"> The meal served is found to be neat/clean and tasty in 18 (49%) and not so clean and tasty in 19 (51%) sample schools. 	
	b) Quantity of meal:	Observations of Investigation during MDM service
	<ul style="list-style-type: none"> The quantity of the meal served is reported to be sufficient in all the 37 (100%) sample schools. 	
	c) If children were not happy Please give reasons and suggestions to improve.	Observations of Investigation during MDM service
	<ul style="list-style-type: none"> In 37 (100%) sample schools, the children are happy in terms of quality and quantity of the meal. However, by special orientation on health and hygiene of cooks and members of VEC/SMC things can be always improved. 	
8.	<u>SUPPLEMENTARY:</u>	Teachers, Students, School Record
	(i) Whether children are given micronutrients (Iron, folic acid, vitamin – A dosage) and de-worming medicine periodically?	
	<ul style="list-style-type: none"> In 12 (32%) sample schools, the Iron Folic, Vitamin A and de-worming dosage have been distributed, whereas, nothing was provided in 25 (68%) schools visited. 	
	(ii) Who administers these medicines and at what frequency?	Teachers, Students, School Record
	<ul style="list-style-type: none"> The service is administered by Govt. health department either monthly or quarterly. 	
	(iii) Is there school Health Card maintained for each child?	Teachers, Students, School Record
	<ul style="list-style-type: none"> Similarly, Health Card is maintained in 12 (32%) sample schools whereas it is not in the practice in other 25 (68%) sample schools. 	
9.	<u>STATUS OF COOKS:</u>	Observations and discussion with children teachers, parents, VEC members, Gram Panchayat members and cooks.
	(i) Who cooks and serves the meal? (Cook/helper appointed by the Department or Self Help Group, or NGO or Contractor)	
	<ul style="list-style-type: none"> In all the 37 sample schools, the meals are cooked and served by appointed cooks usually known as Sanyojika (Convener) and Sahayika (Helper). 	
	(ii) Is the number of cooks and helpers adequate to meet the requirement of the school?	Observations and discussion with children teachers, parents, VEC members, Gram Panchayat members and cooks.
	<ul style="list-style-type: none"> In 36 (97%) sample schools the number of cooks/helpers is sufficient, except 01 (3%) sample school, the number is insufficient to meet the requirement. 	
	(iii) What is remuneration paid to cooks/helpers?	Observations and discussion with children teachers, parents, VEC members, Gram Panchayat members and cooks.
	<ul style="list-style-type: none"> The helpers (Sahayika) are paid Rs 1000/- as remuneration in the sample schools per month whereas, no remuneration is paid to the conveners, the Sanyojika. 	

	(iv) Are the remuneration paid to cooks/helpers regularly?	Observations and discussion with children teachers, parents, VEC members, Gram Panchayat members and cooks.
	<ul style="list-style-type: none"> In 22 (59%) sample schools, the remuneration is paid regularly, whereas it is found irregular in the rest 15 (41%) sample schools. 	
	(v) Social Composition of cooks /helpers? (SC/ST/OBC/Minority)	Observations and discussion with children teachers, parents, VEC members, Gram Panchayat members and cooks.
	<ul style="list-style-type: none"> Out of 121 Cooks/helpers in the sample schools, 58 (48%) belonged to Other Backward Community, 31 (26%) cooks/helpers belonged to Scheduled Tribes, 27 (22%) to Scheduled Caste and 05 (4%) belonged to Minority. No one represented General category. 	
10.	<u>INFRASTRUCTURE:</u> Is a pucca kitchen shed-cum-store: a) Constructed and in use b) Constructed but not in use c) Under construction d) Sanctioned, but constructed not started e) Not sanctioned f) Any other (specify)	School records, discussion with head teacher, teacher, VEC, Gram Panchayat members.
	Information is to be given for point (a) , (b), (c) , (d) and (e) <ul style="list-style-type: none"> 29 (78%) schools have constructed kitchen shed cum store in use. In 04 (11%) schools it is constructed but not in use. In 01 (3%) sample schools the construction is on progress. It is sanctioned but construction is yet to be started in 03 (8%) school. 	
11.	In case the pucca kitchen shed is not available, where is the food being cooked and where are the food grains/other ingredients being stored?	Discussion with head teacher, teacher, VEC, Gram Panchayat members, Observation
	<ul style="list-style-type: none"> 04 (11%) sample schools where the pucca kitchen is not available, provisional arrangement of kitchen shed is done either in old school buildings, in veranda, in hut or open air as per convenience. The same applies for those 04 (11%) schools, where the kitchen is available but not in use. The food grains/other ingredients are stored in the corners of the classrooms in 24 (65%) sample schools and in the rest 13 (35%) schools, own residence, office etc. have become the store rooms. 	
12.	Whether potable water is available for cooking and drinking purpose?	-do-
	<ul style="list-style-type: none"> In 36 (97%) sample schools potable water is available except in 01 (3%) school wherein potable water is not available for cooking and drinking. 	
13.	Whether utensils used for cooking food are adequate?	Teachers/Organizer of MDM Programme
	<ul style="list-style-type: none"> Similarly, 36 (97%) sample schools have sufficient utensils except 01 (3%) school wherein the utensils are insufficient for cooking/eating etc. 	

14.	What is the kind of fuel used? (Gas based/firewood etc.)	Observation
	<ul style="list-style-type: none"> 30 (81%) sample schools are using firewood, followed by 16 (43%) schools using gas whereas coal is used for cooking in 02 (5%) sample schools. 	
15.	<u>SAFETY & HYGIENE:</u>	Observation
	i. General Impression of the environment, Safety and hygiene:	
	<ul style="list-style-type: none"> The general impression of the environment, safety and hygiene in 27 (73%) schools is found to be good and is average in 09 (24%) schools. However, the impression in 01 (3%) schools is poor. 	
	ii. Are children encouraged to wash hands before and after eating?	Observation
	<ul style="list-style-type: none"> In all the 37 sample schools, the children are encouraged to wash their hands before and after eating. 	
	iii. Do the children partake meals in an orderly manner?	Observation
	<ul style="list-style-type: none"> In all the 37 sample schools the children do partake meals in an orderly manner. 	
	iv. Conservation of water?	Observation
	<ul style="list-style-type: none"> In 37 (100%) sample schools water is conserved for drinking. 	
	v. Is the cooking process and storage of fuel safe, not posing any fire hazard?	Observation
	<ul style="list-style-type: none"> Similarly, in all the 37 sample schools, safety measures while cooking and storing fuel is being taken care of and hence, the situation do not appear to be posing any danger. 	
16.	<u>COMMUNITY PARTICIPATION:</u> Extent of participation by Parents/VECs/Panchayats/Urban bodies in daily supervision, monitoring, participation	Discussion with head teacher, teacher, VEC, Gram Panchayat members
	<ul style="list-style-type: none"> In case of 35 (95%) sample schools, regular monitoring and supervision is done whereas in 02 (5%) schools, community participation in terms of monitoring and supervision is reported to be casual. So far, none of the sample schools is reported to have received any contribution (cash/kind/labour) by the community. 	
17.	<u>INSPECTION & SUPERVISION:</u> Has the mid day meal programme been inspected by any state/district/block level officers/officials?	School records, discussion with head teacher, teachers, VEC, Gram Panchayat members
	<ul style="list-style-type: none"> As reported, the monitoring and supervision is done in 24 (65%) sample schools by officers/officials of block level. However, in case of 07 (19%) schools have been monitored by the officials from block as well as from district. 09 (24%) schools was supervised by block, district and also by the authorities from the state. Apart from this, CRPs also monitor 03 schools per day. The monitoring is either carried out by visiting the site or by making a phone call to collect the updates. 	

18.	<p><u>IMPACT:</u> Has the mid day meal improved the enrollment, attendance of children in school, general well being (nutritional status) of children? Is there any other incidental benefit due to serving cooked meal in schools?</p>	School records, discussion with head teacher, teachers, students, VEC, Gram Panchayat members.
	<ul style="list-style-type: none"> • Out of 37 sample schools, Mid Day Meal Scheme has improved the enrollment and has increased the attendance in 31 (84%) schools. 20 (54%) sample schools felt that there is a positive impact on general health/hygiene. 	

LIST OF SCHOOLS AS PER KEY FINDINGS – SARAIKELA KHARSAWAN

Table No. 01 List of Schools Not Received Cooking Cost Regularly

SN	Name of the Schools	SN	Name of the Schools
01.	MS Kharsawan	04.	UMS Choke
02.	MS Saraikela (O)	05.	UMS Dehridih
03.	UMS Pampra		

Table No. 02 List of Schools Not Providing Supplementary Food

SN	Name of the Schools	SN	Name of the Schools
01.	MS Saraikela (O)	11.	UMS Bara Sijulata
02.	UMS Pampra	12.	MS Simla
03.	UMS Choke	13.	UMS Dehridih
04.	MS Padampur	14.	UMS Kadamdiha
05.	UMS Ward II	15.	MS Saraikela (B)
06.	UMS Ward IV	16.	UMS Rajnagar (G)
07.	UMS Murumdih	17.	NPS Rola
08.	RBS Rajnagar	18.	PS Gandhi Pathshala
09.	UMS Bankati	19.	PS Patakocha
10.	UMS B Kutung	20.	PS Changua

Table No. 03 List of Schools with Remuneration Not Paid to Cooks/Helpers Regularly

SN	Name of the Schools	SN	Name of the Schools
01	MS Kharsawan	06	UMS Kadamdiha
02	MS Saraikela (O)	07	MS Saraikela (B)
03	UMS Pampra	08	UMS Rajnagar (G)
04	MS Simla	09	PS Changua
05	UMS Dehridih		

Table No. 04 List of Schools with No Pucca Kitchen cum Storeroom

SN	Name of the Schools
01	MS Kharsawan
02	UMS Pamra
03	NPS Rola

Table No. 05 List of Schools with Insufficient Utensils

SN	Name of the Schools
01	UMS Gondpur.

3. District Level Half Yearly Monitoring Report – West Singhbhum

MHRD/NSG needs district wise information/observation as per the TOR 2010-2012 using this format for each district separately, for the districts monitored by the Monitoring Institution both for SSA and MDM tasks. Please provide district wise detailed report as per the TOR 2010-12.

3.1	Name of the District			West Singhbhum	
3.2	Date/Month of visit to the District			February - March 2012	
3.3	Number of elementary schools (PS/UPS) Centers covered/ monitored			PS - 13 UPS - 27	
1.	<u>REGULARITY IN SERVING MEAL:</u> Whether the school is serving hot cooked meal daily? If there was interruption, what was the extent and reasons for the same?			Students, Teachers & Parents	
	<ul style="list-style-type: none"> Hot and cooked meal is served in all the 37 sample schools monitored. 				
2.	<u>TRENDS:</u> Extent of variation (As per school records vis-à-vis actual on the day of visit)			School level registers, MDM Registers Head Teachers, Schools level MDM functionaries / Observation of the monitoring team.	
	No.	Details	The day previous to date of visit		On the day of visit
	i.	Enrollment	10320		10320
	ii.	No. of children attending the school	7542		6174
	iii.	No. of children availing MDM as per MDM Register	7542		6174
	iv.	No. of children actually availing MDM	7542		6063
	<ul style="list-style-type: none"> On the day of visit, the attendance against the enrollment is recorded as 60 per cent and 98 per cent students actually had MDM. 				
3.	<u>REGULARITY IN DELIVERING FOOD GRAINS TO SCHOOL LEVEL:</u>			School level registers, MDM Registers, Head Teacher, School level MDM functionaries.	
	(i) Is school receiving food grain regularly? If there is delay in delivering food grains, what is the extent of delay and reasons for the same?				
	<ul style="list-style-type: none"> All the 37 (100%) sample schools are getting food grains regularly. 				
	(ii) Is buffer stock of one-month's requirement is maintained?			School level registers, MDM Registers, Head Teacher, School level MDM functionaries	
	<ul style="list-style-type: none"> 33 (89%) schools do maintain the buffer stock as per requirement, barring 04 (11%) schools which are found not maintaining the monthly buffer stock. 				

	(iii) Is the food grains delivered at the school?	School level registers, MDM Registers, Head Teacher, School level MDM functionaries
	<ul style="list-style-type: none"> 33 (89%) sample schools are being provided the food grains directly, barring 04 (11%) schools wherein the food grains are collected from the schools nearby. 	
4.	<u>REGULARITY IN DELIVERING COOKING COST TO SCHOOL LEVEL:</u> (i) Is school receiving cooking cost in advance regularly? If there is delay in delivering cooking costs, what is the extent of delay and reasons for it?	School level registers, MDM Registers, Head Teacher, School level MDM functionaries.
	<ul style="list-style-type: none"> 31 (84%) sample schools are receiving the cooking cost in advance regularly, whereas only 06 (16%) sample school is not getting the cooking cost in advance. 	
	(ii) In case of delay, how schools manage to ensure that there is no disruption in the feeding programme?	School level registers, MDM Registers, Head Teacher, School level MDM functionaries.
	<ul style="list-style-type: none"> In case of delay, interim arrangement is done by seeking the help of schools nearby or VECs arrange of their own. 	
	(iii) Is cooking cost paid by Cash or through banking channel?	School level registers, MDM Registers, Head Teacher, School level MDM functionaries.
	<ul style="list-style-type: none"> The cooking cost is paid through banks in all the 37 sample schools. 	
5.	<u>SOCIAL EQUITY:</u> Did you observe any gender or caste or community discrimination in cooking or serving or seating arrangements?	Observations
	<ul style="list-style-type: none"> No gender, caste or community discrimination was observed in cooking, serving or seating arrangements in the sample schools. 	
6.	<u>VARIETY OF MENU:</u> (i) Has the school displayed its weekly menu, and is it able to adhere to the menu displayed?	Observations and discussion with children teachers, parents, VEC members, Gram Panchayat members and cooks.
	<ul style="list-style-type: none"> All the 37 (100%) sample schools have displayed the weekly menu and try their best to adhere to. 	
	(ii) Is there variety in the food served or is the same food served daily?	Observations and discussion with children teachers, parents, VEC members, Gram Panchayat members and cooks.
	<ul style="list-style-type: none"> Variety in the food served was found in all the 37 sample schools. 	
	(iii) Does the daily menu include rice / wheat preparation, dal and vegetables?	Observations and discussion with children teachers, parents, VEC members, Gram Panchayat members and cooks.

	<ul style="list-style-type: none"> In all the sample schools, rice, dal and vegetables are essentially included in the daily menu. However, wheat (Roti) is not served as a regular part of the daily menu. 	
7.	<u>QUALITY & QUANTITY OF MEAL:</u> Feedback from children on	Observations of Investigation during MDM service
	a) Quality of meal:	
	<ul style="list-style-type: none"> The meal served is found to be neat/clean and tasty in 18 (49%) and not so clean and tasty in 19 (51%) sample schools. 	
	b) Quantity of meal:	Observations of Investigation during MDM service
	<ul style="list-style-type: none"> The quantity of the meal served is reported to be quite sufficient in all the 37 (100%) sample schools. 	
	c) If children were not happy Please give reasons and suggestions to improve.	Observations of Investigation during MDM service
	<ul style="list-style-type: none"> Likewise, in all the 37 (35%) sample schools, the children are happy in terms of quality and quantity of the meal. However, by special orientation on health and hygiene of cooks and members of VEC/SMC things can be always improved. 	
8.	<u>SUPPLEMENTARY:</u> <ul style="list-style-type: none"> Whether children are given micronutrients (Iron, folic acid, vitamin – A dosage) and de-worming medicine periodically? 	Teachers, Students, School Record
	<ul style="list-style-type: none"> In 13 (35%) sample schools, the Iron Folic, Vitamin A and has de-worming dosage was provided. However, nothing was provided in 24 (65%) schools monitored. 	
	<ul style="list-style-type: none"> Who administers these medicines and at what frequency? 	Teachers, Students, School Record
	<ul style="list-style-type: none"> The service is administered by Govt. health department either monthly or quarterly. 	
	<ul style="list-style-type: none"> Is there school Health Card maintained for each child? 	Teachers, Students, School Record
	<ul style="list-style-type: none"> Similarly, Health Card is maintained in 13 (35%) sample schools whereas it is not in the practice in other 24 (65%) sample schools. 	
9.	<u>STATUS OF COOKS:</u> (i) Who cooks and serves the meal? (Cook/helper appointed by the Department or Self Help Group, or NGO or Contractor)	Observations and discussion with children teachers, parents, VEC members, Gram Panchayat members and cooks.
	<ul style="list-style-type: none"> In all the sample schools, the meals are cooked and served by appointed cooks usually known as Sanyojika (Convener) and Sahayika (Helper). 	
	(ii) Is the number of cooks and helpers adequate to meet the requirement of the school?	Observations and discussion with children teachers, parents, VEC members, Gram Panchayat members and cooks.
	<ul style="list-style-type: none"> In only 32 (86%) sample schools the number of cooks/helpers is sufficient, whereas in 05 (16 %) sample schools, the number is insufficient as per the requirement. 	

	(iii)What is remuneration paid to cooks/helpers?	Observations and discussion with children teachers, parents, VEC members, Gram Panchayat members and cooks.
	<ul style="list-style-type: none"> The helpers (Sahayika) are paid Rs 1000/- as remuneration in the sample schools per month whereas, no remuneration is paid to the conveners, the Sanyojika. 	
	(iv)Are the remuneration paid to cooks/helpers regularly?	Observations and discussion with children teachers, parents, VEC members, Gram Panchayat members and cooks.
	<ul style="list-style-type: none"> In 29 (78%) the payment of remuneration is made irregularly, however, it is paid regularly in only 08 (22%) sample schools. 	
	(iv)Social Composition of cooks /helpers? (SC/ST/OBC/Minority)	Observations and discussion with children teachers, parents, VEC members, Gram Panchayat members and cooks.
	<ul style="list-style-type: none"> Out of 102 Cooks/helpers in the sample schools, 80 (78%) belonged to Scheduled Tribe, followed by 22 (22%) who belonged to Other Backward Class. No body was found representing Scheduled Caste, General and Minority groups. 	
10.	<p><u>INFRASTRUCTURE:</u></p> <p>Is a pucca kitchen shed-cum-store:</p> <ol style="list-style-type: none"> Constructed and in use Constructed but not in use Under construction Sanctioned, but constructed not started Not sanctioned Any other (specify) 	School records, discussion with head teacher, teacher, VEC, Gram Panchayat members.
	<p>Information is to be given for point (a) , (b), (c) , (d) and (e)</p> <ul style="list-style-type: none"> Only 30 (81%) schools have constructed kitchen shed cum store in use. In 06 (16%) schools it is constructed but not in use. In none of the schools the construction is on progress. It is sanctioned but construction is yet to be started in 01 (3%) school. 	
11.	In case the pucca kitchen shed is not available, where is the food being cooked and where are the food grains/other ingredients being stored?	Discussion with head teacher, teacher, VEC, Gram Panchayat members, Observation
	<ul style="list-style-type: none"> 01 (3%) school where the pucca kitchen is not available, provisional arrangement of kitchen shed is done either in old school buildings, in veranda, in hut or open air as per the convenience. The same applies for 06 (16%) schools wherein pucca kitchen is available but not in use. The food grains/other ingredients are stored in the corners of the classrooms for 22 (59%) sample schools and in 15 (41%) schools, own residence, office etc. have become the store rooms. 	
12.	Whether potable water is available for cooking and drinking purpose?	-do-

	<ul style="list-style-type: none"> In 36 (97%) sample schools potable water is available and in 01 (3%) schools wherein potable water is not available for cooking and drinking. 	
13.	Whether utensils used for cooking food are adequate?	Teachers/Organizer of MDM Programme
	<ul style="list-style-type: none"> Similarly, 30 (81%) sample schools have sufficient utensils whereas in 07 (19%) sample schools the utensils are insufficient for cooking/eating etc. 	
14.	What is the kind of fuel used? (Gas based/firewood etc.)	Observation
	<ul style="list-style-type: none"> 29 (78%) sample schools are using firewood, followed by 14 (38%) schools using gas for cooking. 	
15.	<u>SAFETY & HYGIENE:</u> i. General Impression of the environment, Safety and hygiene:	Observation
	<ul style="list-style-type: none"> The general impression of the environment, safety and hygiene in 20 (54%) schools is found to be good and is average in 16 (43%) schools. However, the impression in 01 (3%) school is poor. 	
	ii. Are children encouraged to wash hands before and after eating?	Observation
	<ul style="list-style-type: none"> In all the 37 sample schools, the children are encouraged to wash their hands before and after eating. 	
	iii. Do the children partake meals in an orderly manner?	Observation
	<ul style="list-style-type: none"> In all the 37 sample schools the children do partake meals in an orderly manner. 	
	iv. Conservation of water?	Observation
	<ul style="list-style-type: none"> In all the 37 sample schools water is conserved. 	
16.	<u>COMMUNITY PARTICIPATION:</u> Extent of participation by Parents/VECs/Panchayats/Urban bodies in daily supervision, monitoring, participation	Discussion with head teacher, teacher, VEC, Gram Panchayat members
	<ul style="list-style-type: none"> In only 09 (24%) schools the community participation in terms of monitoring and supervision is regular and hence, in the rest 28 (76%) sample schools, monitoring and supervision is done but casually. So far, none of the sample schools is reported to have received any contribution (cash/kind/labour) by the community. 	
17.	<u>INSPECTION & SUPERVISION:</u> Has the mid day meal programme been inspected by any state/district/block level officers/officials?	School records, discussion with head teacher, teachers, VEC, Gram Panchayat members

	<ul style="list-style-type: none"> As reported, the monitoring and supervision is done in 34 (92%) sample schools by officers/officials of block level. However, in case of 04 (11%) schools have been monitored both by the block and district level officers. The other 03 (8%) schools were supervised by the officials from block, district and also by the authorities from the state. Apart from this, CRPs also monitor 03 schools per day. The monitoring is either carried out by visiting the site or by making a phone call to collect the updates. 	
18.	<p><u>IMPACT:</u> Has the mid day meal improved the enrollment, attendance of children in school, general well being (nutritional status) of children? Is there any other incidental benefit due to serving cooked meal in schools?</p>	School records, discussion with head teacher, teachers, students, VEC, Gram Panchayat members.
	<ul style="list-style-type: none"> Mid Day Meal Scheme has improved the enrollment in all the 37 sample schools, whereas it has been instrumental in increasing the attendance in 33 (89%) schools visited. 19 (51%) sample schools do not feel that there is a positive impact on general health/hygiene. 	

LIST OF SCHOOLS AS PER KEY FINDINGS – WEST SINGHBHUM

Table No. 01 List of Schools Not Received Cooking Cost Regularly

SN	Name of the Schools	SN	Name of the Schools
01.	MS Asantalia	03.	MS Lutheran Chaibasa
02.	UMS Bara Koyta	04.	PS Dara

Table No. 02 List of Schools Not Providing Supplementary Food

SN	Name of the Schools	SN	Name of the Schools
01.	MS Asantalia	12.	PS Jurka
02.	UMS Nischintpur	13.	PS Kathbhari (G)
03.	UMS Bara Koyta	14.	PS Ulihatu
04.	UMS Tentra East	15.	PS Tuibir
05.	UMS Kankusi	16.	PS Silpara
06.	UMS Serengbil	17.	PS Ratri Pathshala
07.	UMS Sikusai	18.	PS Baipid
08.	UMS Kumbrom	19.	PS Banjhi Kusum
09.	UMS Donkasai	20.	PS Lowahatu
10.	UHS Tantnagar	21.	PS Tirilghuta
11.	PS Hindudih		

Table No. 03 List of Schools with Remuneration Not Paid to Cooks/Helpers Regularly

SN	Name of the Schools	SN	Name of the Schools
01.	PS Asantalia	04.	PS Sidma
02.	UMS Bara Koyta	05.	MS Kokcho
03.	PS Dara	06.	PS Lowahatu

Table No. 04 List of Schools with No Pucca Kitchen cum Storeroom

SN	Name of the Schools
01.	PS Dara
02.	PS Lowahatu

Table No. 05 List of Schools with Insufficient Utensils

SN	Name of the Schools
01.	MS Chitimiti
02.	MS Mochisai
03.	UMS Ulidih
04.	PS Solpara
05.	PS Banjhi Kusum

3. District Level Half Yearly Monitoring Report - Ramgarh

MHRD/NSG needs district wise information/observation as per the TOR 2010-2012 using this format for each district separately, for the districts monitored by the Monitoring Institution both for SSA and MDM tasks. Please provide district wise detailed report as per the TOR 2010-12.

3.1	Name of the District			Ramgarh	
3.2	Date/Month of visit to the District			February - March 2012	
3.3	Number of elementary schools (PS/UPS) Centers covered/ monitored			PS - 10 UPS - 30	
1.	<u>REGULARITY IN SERVING MEAL:</u> Whether the school is serving hot cooked meal daily? If there was interruption, what was the extent and reasons for the same?			Students, Teachers & Parents	
	<ul style="list-style-type: none"> Hot and cooked meal is served in 32 (86%) sample schools monitored except the other 05 (14%) wherein serving was interrupted due to lack of cooking cost to be paid for cooking. 				
2.	<u>TRENDS:</u> Extent of variation (As per school records vis-à-vis actual on the day of visit)			School level registers, MDM Registers Head Teachers, Schools level MDM functionaries / Observation of the monitoring team.	
	No.	Details	The day previous to date of visit		On the day of visit
	i.	Enrollment	15824		15824
	ii.	No. of children attending the school	11982		10618
	iii.	No. of children availing MDM as per MDM Register	11982		10618
	iv.	No. of children actually availing MDM	11982		10457
<ul style="list-style-type: none"> On the day of visit, the attendance against the enrollment is recorded as 67 per cent and 98 per cent students actually had MDM. 					
3.	<u>REGULARITY IN DELIVERING FOOD GRAINS TO SCHOOL LEVEL:</u> (i) Is school receiving food grain regularly? If there is delay in delivering food grains, what is the extent of delay and reasons for the same?			School level registers, MDM Registers, Head Teacher, School level MDM functionaries.	
	<ul style="list-style-type: none"> All the 37 (100%) sample schools are getting food grains regularly. 				
	(ii) Is buffer stock of one-month's requirement is maintained?			School level registers, MDM Registers, Head Teacher, School level MDM functionaries	
	<ul style="list-style-type: none"> 37 (100%) schools do maintain the buffer stock as per requirement. 				

	(iii) Is the food grains delivered at the school?	School level registers, MDM Registers, Head Teacher, School level MDM functionaries
	<ul style="list-style-type: none"> Likewise all the 37 (100%) sample schools are being provided the food grains directly and hence none of them collecting grains from the schools nearby. 	
4.	<u>REGULARITY IN DELIVERING COOKING COST TO SCHOOL LEVEL:</u>	School level registers, MDM Registers, Head Teacher, School level MDM functionaries.
	(i) Is school receiving cooking cost in advance regularly? If there is delay in delivering cooking costs, what is the extent of delay and reasons for it?	
	<ul style="list-style-type: none"> 31 (84%) sample schools are receiving the cooking cost in advance regularly, whereas only 06 (16%) sample school is not getting the cooking cost in advance. 	
	(ii) In case of delay, how schools manage to ensure that there is no disruption in the feeding programme?	School level registers, MDM Registers, Head Teacher, School level MDM functionaries.
	<ul style="list-style-type: none"> In case of delay, interim arrangement is done by seeking the help of schools nearby or VECs arrange of their own. 	
	(iii) Is cooking cost paid by Cash or through banking channel?	School level registers, MDM Registers, Head Teacher, School level MDM functionaries.
	<ul style="list-style-type: none"> The cooking cost is paid through banks in all the 37 sample schools. 	
5.	<u>SOCIAL EQUITY:</u> Did you observe any gender or caste or community discrimination in cooking or serving or seating arrangements?	Observations
	<ul style="list-style-type: none"> No gender, caste or community discrimination was observed in cooking, serving or seating arrangements in the sample schools. 	
6.	<u>VARIETY OF MENU:</u>	Observations and discussion with children teachers, parents, VEC members, Gram Panchayat members and cooks.
	(i) Has the school displayed its weekly menu, and is it able to adhere to the menu displayed?	
	<ul style="list-style-type: none"> 33 (89%) sample schools have displayed the weekly menu and try their best to adhere to. 	
	(ii) Is there variety in the food served or is the same food served daily?	Observations and discussion with children teachers, parents, VEC members, Gram Panchayat members and cooks.
	<ul style="list-style-type: none"> Variety in the food served was found in all the 37 sample schools. 	
	(iii) Does the daily menu include rice / wheat preparation, dal and vegetables?	Observations and discussion with children teachers, parents, VEC members, Gram Panchayat members and cooks.
	<ul style="list-style-type: none"> In all the sample schools, rice, dal and vegetables are essentially included in the daily menu. However, wheat (Roti) is not served as a regular part of the daily menu. 	

7.	<u>QUALITY & QUANTITY OF MEAL:</u> Feedback from children on a) Quality of meal:	Observations of Investigation during MDM service
	<ul style="list-style-type: none"> The meal served is found to be neat/clean and tasty in 16 (43%) and not so clean and tasty in 21 (57%) sample schools. 	
	b) Quantity of meal:	Observations of Investigation during MDM service
	<ul style="list-style-type: none"> The quantity of the meal served is reported to be sufficient in all the 37 (100%) sample schools. 	
	c) If children were not happy please give reasons and suggestions to improve.	Observations of Investigation during MDM service
	<ul style="list-style-type: none"> In all the 37 (100%) sample schools, the children are happy in terms of quality and quantity of the meal. However, by special orientation of cooks and members of VEC/SMC on health and hygiene, things can be always improved. 	
8.	<u>SUPPLEMENTARY:</u> (i) Whether children are given micronutrients (Iron, folic acid, vitamin – A dosage) and de-worming medicine periodically?	Teachers, Students, School Record
	<ul style="list-style-type: none"> In 13 (35%) sample schools, the Iron Folic, Vitamin A and de-worming dosage have been distributed. However, nothing was provided in 24 (65%) sample school. 	
	(ii) Who administers these medicines and at what frequency?	Teachers, Students, School Record
	<ul style="list-style-type: none"> The service is administered by Govt. health department either monthly or quarterly. 	
	(iii) Is there school Health Card maintained for each child?	Teachers, Students, School Record
	<ul style="list-style-type: none"> Similarly, Health Card is maintained in 13 (35%) sample schools, whereas it was not in the practice in other 24 (65%) sample schools. 	
9.	<u>STATUS OF COOKS:</u> (i) Who cooks and serves the meal? (Cook/helper appointed by the Department or Self Help Group, or NGO or Contractor)	Observations and discussion with children teachers, parents, VEC members, Gram Panchayat members and cooks.
	<ul style="list-style-type: none"> In all the sample schools, the meals are cooked and served by appointed cooks usually known as Sanyojika (Convener) and Sahayika (Helper). 	
	(ii) Is the number of cooks and helpers adequate to meet the requirement of the school?	Observations and discussion with children teachers, parents, VEC members, Gram Panchayat members and cooks.
	<ul style="list-style-type: none"> In 32 (86%) sample schools the number of cooks/helpers is sufficient, whereas in 05 (14%) sample schools, the number is insufficient to meet the requirement. 	
	(iii) What is remuneration paid to cooks/helpers?	Observations and discussion with children teachers, parents, VEC members, Gram Panchayat members and cooks.

	<ul style="list-style-type: none"> The helpers (Sahayika) are paid Rs 1000/- as remuneration in the sample schools per month whereas, no remuneration is paid to the conveners, the Sanyojika. 	
	(iv) Are the remuneration paid to cooks/helpers regularly?	Observations and discussion with children teachers, parents, VEC members, Gram Panchayat members and cooks.
	<ul style="list-style-type: none"> In 33 (89%) schools the payment of remuneration is made regularly, whereas it is irregular in 04 (11%) sample schools. 	
	(v) Social Composition of cooks /helpers? (SC/ST/OBC/Minority)	Observations and discussion with children teachers, parents, VEC members, Gram Panchayat members and cooks.
	<ul style="list-style-type: none"> Out of 125 Cooks/helpers in the sample schools, 47 (38%) belonged to Scheduled Tribe, 39 (31%) from Other Backward Community, 24 (19%) from Scheduled Caste, 10 (8%) represented Minority and 05 (4%) belonged to Other Communities. 	
10.	<p><u>INFRASTRUCTURE:</u> Is a pucca kitchen shed-cum-store:</p> <ol style="list-style-type: none"> Constructed and in use Constructed but not in use Under construction Sanctioned, but constructed not started Not sanctioned Any other (specify) 	School records, discussion with head teacher, teacher, VEC, Gram Panchayat members.
	<p>Information is to be given for point (a) , (b), (c), (d) and (e)</p> <ul style="list-style-type: none"> 22 (59%) schools have constructed kitchen shed cum store in use. In 08 (22%) school it is constructed but not in use. 02 (5%) schools the construction is on progress. In case of another 05 (14%) schools it is yet to be sanctioned. 	
11.	In case the pucca kitchen shed is not available, where is the food being cooked and where are the food grains/other ingredients being stored?	Discussion with head teacher, teacher, VEC, Gram Panchayat members, Observation
	<ul style="list-style-type: none"> 07 (19%) schools where the pucca kitchen is not available, provisional arrangement of kitchen shed is done either in old school buildings, in veranda, in hut or open air as per the convenience. The same applies for 08 (22%) school wherein pucca kitchen is available but not in use. The food grains/other ingredients are stored in the corners of the classrooms for 28 (76%) sample schools and in 09 (24%) schools, own residence, office etc have become the store rooms. 	
12.	Whether potable water is available for cooking and drinking purpose?	-do-
	<ul style="list-style-type: none"> In 35 (95%) sample schools potable water is available and in 02 (5%) schools wherein potable water is not available for cooking and drinking. 	
13.	Whether utensils used for cooking food are adequate?	Teachers/Organizer of MDM Programme

	<ul style="list-style-type: none"> Similarly, 33 (89%) sample schools have sufficient utensils whereas in 04 (11%) sample school the utensils are insufficient for cooking/eating etc. 	
14.	What is the kind of fuel used? (Gas based/firewood etc.)	Observation
	<ul style="list-style-type: none"> 33 (89%) sample schools are using coal, followed by 05 (14%) schools, wherein firewood is used for cooking. The rest 02 (5%) schools are found using gas for cooking. 	
15.	<u>SAFETY & HYGIENE:</u> i. General Impression of the environment, Safety and hygiene:	Observation
	<ul style="list-style-type: none"> The general impression of the environment, safety and hygiene is found to be good in 16 (43%) schools and average in 21 (57%) schools. 	
	ii. Are children encouraged to wash hands before and after eating?	Observation
	<ul style="list-style-type: none"> In all the 37 sample schools, the children are encouraged to wash their hands before and after eating. 	
	iii. Do the children partake meals in an orderly manner?	Observation
	<ul style="list-style-type: none"> In all the 37 sample schools the children do partake meals in an orderly manner. 	
	iv. Conservation of water?	Observation
	<ul style="list-style-type: none"> In all the 37 sample schools water is conserved. 	
16.	<u>COMMUNITY PARTICIPATION:</u> Extent of participation by Parents/VECs/Panchayats/Urban bodies in daily supervision, monitoring, participation	Discussion with head teacher, teacher, VEC, Gram Panchayat members
	<ul style="list-style-type: none"> In only 05 (14%) schools, community participation in terms of monitoring and supervision is regular, whereas in 32 (86%) sample schools, monitoring and supervision is done, but casually. So far, none of the sample schools is reported to have received any contribution (cash/kind/labour) by the community. 	
17.	<u>INSPECTION & SUPERVISION:</u> Has the mid day meal programme been inspected by any state/district/block level officers/officials?	School records, discussion with head teacher, teachers, VEC, Gram Panchayat members
	<ul style="list-style-type: none"> As reported, the monitoring and supervision is done in 36 (97%) sample schools by officers/officials of block level. 09 (24%) schools have been monitored by both block and district level officers, whereas the other 04 (11%) schools were supervised by the officials from block, district and also by the authorities from the state. Apart from this, CRPs also monitor 03 schools per day. The monitoring is either carried out by visiting the site or by making a phone call to collect the updates. 	

18.	<p><u>IMPACT:</u> Has the mid day meal improved the enrollment, attendance of children in school, general well being (nutritional status) of children? Is there any other incidental benefit due to serving cooked meal in schools?</p>	School records, discussion with head teacher, teachers, students, VEC, Gram Panchayat members.
	<ul style="list-style-type: none"> • Mid Day Meal Scheme has improved the enrollment in all the 37 (100%) schools but it has increased the attendance in 34 (92%) schools. 28 (76%) sample schools felt that there is a positive impact on general health/hygiene. 	

LIST OF SCHOOLS AS PER KEY FINDINGS - RAMGARH

Table No. 01 List of Schools Not Received Food Grains to School Level Regularly

SN	Name of the Schools	SN	Name of the Schools
01.	UMS Rajrappa Project	03.	MS Mael
02.	RBS Chitarpur	04.	PS Sewai

Table No. 02 List of Schools Not Received Cooking Cost Regularly

SN	Name of the Schools	SN	Name of the Schools
01	MS Lari	04	PS Barlong
02	UMS Sukrigara	05	NPS Khuniamara
03	RBS murbandha	06.	UPS Chengra

Table No. 03 List of Schools with Menu Not Displayed

SN	Name of the Schools
01	MS Chhatar Mandu
02	PS Piri

Table No. 04 List of Schools Not Providing Supplementary Food

SN	Name of the Schools	SN	Name of the Schools
01	MS Chhatar Mandu	11.	UMS Chordhara
02	AMS Barkakana	12.	MS Koiritola
03	MS Chengra	13.	MS Ramgarh Cantt. (G)
04	MS Nayanagar	14.	UPS Chamrom
05.	MS Honhe	15.	NPS Mahuatanr
06.	UMS Ghutua	16.	PS Barlong
07.	UMS Kaitha	17.	PS Hesla
08.	UMS Marang Marcha	18.	PS Piri
09.	UMS Hehal	19.	NPS Khuniamara
10.	MS Block Campus	20.	PS Chengra

Table No. 05 List of Schools with Remuneration Not Paid to Cooks/Helpers Regularly

SN	Name of the Schools	SN	Name of the Schools
01	MS Lari	03.	MS Hehal
02	UMS Chordhara	04.	PS Chengra

Table No. 06 List of Schools with No Pucca Kitchen cum Storeroom

SN	Name of the Schools	SN	Name of the Schools
01	AMS Barkakana	05.	MS Hehal
02	UMS Sukrigara	06.	PS Binjhar
03	RBS Murbandha	07.	PS Piri
04	MS Nayanagar		

Table No. 07 List of Schools with Insufficient Utensils

SN	Name of the Schools
01	RBS Chitarpur
02	UMS Chordhara
03	MS Koiritola

3. District Level Half Yearly Monitoring Report - Khunti

MHRD/NSG needs district wise information/observation as per the TOR 2010-2012 using this format for each district separately, for the districts monitored by the Monitoring Institution both for SSA and MDM tasks. Please provide district wise detailed report as per the TOR 2010-12.

3.1	Name of the District			Khunti	
3.2	Date/Month of visit to the District			February – March 2012	
3.3	Number of elementary schools (PS/UPS) Centers covered/ monitored			PS- 09 UPS - 31	
1.	<u>REGULARITY IN SERVING MEAL:</u> Whether the school is serving hot cooked meal daily? If there was interruption, what was the extent and reasons for the same?			Students, Teachers & Parents	
	<ul style="list-style-type: none"> Hot and cooked meal is served in 35 (95%) sample schools. 				
2.	<u>TRENDS:</u> Extent of variation (As per school records vis-à-vis actual on the day of visit)			School level registers, MDM Registers Head Teachers, Schools level MDM functionaries / Observation of the monitoring team.	
	No.	Details	The day previous to date of visit		On the day of visit
	i.	Enrollment	12117		12117
	ii.	No. of children attending the school	8834		7983
	iii.	No. of children availing MDM as per MDM Register	8834		7983
	iv.	No. of children actually availing MDM	8834		7858
	<ul style="list-style-type: none"> On the day of visit, the attendance against the enrollment is recorded as 66 per cent and 98 per cent students actually had MDM. 				
3.	<u>REGULARITY IN DELIVERING FOOD GRAINS TO SCHOOL LEVEL:</u> (i) Is school receiving food grain regularly? If there is delay in delivering food grains, what is the extent of delay and reasons for the same?			School level registers, MDM Registers, Head Teacher, School level MDM functionaries.	
	<ul style="list-style-type: none"> 37 (100%) sample schools are getting food grains regularly, whereas 03 (8%) schools are reported as not having the food grains regularly. 				
	(ii) Is buffer stock of one-month's requirement is maintained?			School level registers, MDM Registers, Head Teacher, School level MDM functionaries	
	<ul style="list-style-type: none"> 32 (86%) schools do maintain the buffer stock as per requirement, barring 05 (14%) schools not able to maintain the monthly buffer stock. 				

	(iii) Is the food grains delivered at the school?	School level registers, MDM Registers, Head Teacher, School level MDM functionaries
	<ul style="list-style-type: none"> 34 (92%) sample schools are being provided the food grains directly, except 03 (8%) schools collecting the food grains from the schools nearby. 	
4.	<u>REGULARITY IN DELIVERING COOKING COST TO SCHOOL LEVEL:</u>	School level registers, MDM Registers, Head Teacher, School level MDM functionaries.
	(i) Is school receiving cooking cost in advance regularly? If there is delay in delivering cooking costs, what is the extent of delay and reasons for it?	
	<ul style="list-style-type: none"> 25 (68%) sample schools are receiving the cooking cost in advance regularly, whereas 12 (32%) sample school not getting the cooking cost in advance. 	
	(ii) In case of delay, how schools manage to ensure that there is no disruption in the feeding programme?	School level registers, MDM Registers, Head Teacher, School level MDM functionaries.
	<ul style="list-style-type: none"> In case of delay, interim arrangement is done by seeking the help of schools nearby or VECs arrange of their own. 	
	(iii) Is cooking cost paid by Cash or through banking channel?	School level registers, MDM Registers, Head Teacher, School level MDM functionaries.
	<ul style="list-style-type: none"> The cooking cost is paid through banks in all the 37 sample schools. 	
5.	<u>SOCIAL EQUITY:</u> Did you observe any gender or caste or community discrimination in cooking or serving or seating arrangements?	Observations
	<ul style="list-style-type: none"> No gender, caste or community discrimination was observed in cooking, serving or seating arrangements in the sample schools. 	
6.	<u>VARIETY OF MENU:</u>	Observations and discussion with children teachers, parents, VEC members, Gram Panchayat members and cooks.
	(i) Has the school displayed its weekly menu, and is it able to adhere to the menu displayed?	
	<ul style="list-style-type: none"> 33 (89%) sample schools monitored have displayed the weekly menu and try their best to adhere to. 	
	(ii) Is there variety in the food served or is the same food served daily?	Observations and discussion with children teachers, parents, VEC members, Gram Panchayat members and cooks.
	<ul style="list-style-type: none"> Variety in the food served was found in all the 37 sample schools. 	
	(iii) Does the daily menu include rice / wheat preparation, dal and vegetables?	Observations and discussion with children teachers, parents, VEC members, Gram Panchayat members and cooks.
	<ul style="list-style-type: none"> In all the sample schools, rice, dal and vegetables are essentially included in the daily menu. However, wheat (Roti) is not served as a regular part of the daily menu. 	

7.	<u>QUALITY & QUANTITY OF MEAL:</u> Feedback from children on	Observations of Investigation during MDM service
	a) Quality of meal:	
	<ul style="list-style-type: none"> The meal served is found to be neat/clean and tasty in 14 (38%) and not so clean and tasty in 23 (62%) sample schools. 	
	b) Quantity of meal:	Observations of Investigation during MDM service
	<ul style="list-style-type: none"> The quantity of the meal served is reported to be sufficient in all the 37 (100%) sample schools. 	
8.	<u>SUPPLEMENTARY:</u> (i) Whether children are given micronutrients (Iron, folic acid, vitamin – A dosage) and de-worming medicine periodically?	Observations of Investigation during MDM service
	<ul style="list-style-type: none"> Likewise, in all 37 (100%) sample schools, the children are happy in terms of quality and quantity of the meal. However, by special orientation of cooks and members of VEC/SMC on health and hygiene, things can be always improved. 	
8.	<u>SUPPLEMENTARY:</u> (i) Whether children are given micronutrients (Iron, folic acid, vitamin – A dosage) and de-worming medicine periodically?	Teachers, Students, School Record
	<ul style="list-style-type: none"> In only 12 (22%) sample schools, the Iron Folic, Vitamin A and de-worming dosage have been distributed against 25 (78%) sample school wherein nothing has been provided. 	
	(ii) Who administers these medicines and at what frequency?	Teachers, Students, School Record
	<ul style="list-style-type: none"> The service is administered by Govt. health department either monthly or quarterly. 	
	(iii) Is there school Health Card maintained for each child?	Teachers, Students, School Record
	<ul style="list-style-type: none"> Similarly, Health Card is maintained only in 12 (22%) sample schools and not being maintained in 25 (78%) sample schools. 	
9.	<u>STATUS OF COOKS:</u> (i) Who cooks and serves the meal? (Cook/helper appointed by the Department or Self Help Group, or NGO or Contractor)	Observations and discussion with children teachers, parents, VEC members, Gram Panchayat members and cooks.
	<ul style="list-style-type: none"> In all the sample schools, the meals are cooked and served by appointed cooks usually known as Sanyojika (Convener) and Sahayika (Helper). 	
	(ii) Is the number of cooks and helpers adequate to meet the requirement of the school?	Observations and discussion with children teachers, parents, VEC members, Gram Panchayat members and cooks.
	<ul style="list-style-type: none"> In 30 (81%) sample schools the number of cooks/helpers is sufficient, whereas in 07 (19%) sample schools, the number is insufficient as per requirement. 	
	(iii) What is remuneration paid to cooks/helpers?	Observations and discussion with children teachers, parents, VEC members, Gram Panchayat members and cooks.

	<ul style="list-style-type: none"> The helpers (Sahayika) are paid Rs 1000/- as remuneration in the sample schools per month whereas, no remuneration is paid to the conveners, the Sanyojika. 	
	(iv) Are the remuneration paid to cooks/helpers regularly?	Observations and discussion with children teachers, parents, VEC members, Gram Panchayat members and cooks.
	<ul style="list-style-type: none"> In 21 (57%) school, the payment of remuneration is made regularly. Thus, it is reported as irregular in 16 (43%) schools monitored. 	
	(v) Social Composition of cooks /helpers? (SC/ST/OBC/Minority)	Observations and discussion with children teachers, parents, VEC members, Gram Panchayat members and cooks.
	<ul style="list-style-type: none"> Out of 133 Cooks/helpers in the sample schools, 95 (71%) belonged to Scheduled Tribe, followed by 25 (19%) from Other Backward Community. Further, 06 (5%) belonged to General Scheduled Tribe, 05 (4%) belonged to Scheduled Caste and 02 (1%) represented the Minority Group. 	
10.	<p><u>INFRASTRUCTURE:</u> Is a pucca kitchen shed-cum-store:</p> <ol style="list-style-type: none"> Constructed and in use Constructed but not in use Under construction Sanctioned, but constructed not started Not sanctioned Any other (specify) 	School records, discussion with head teacher, teacher, VEC, Gram Panchayat members.
	<p>Information is to be given for point (a) , (b), (c) , (d) and (e)</p> <ul style="list-style-type: none"> 28 (76%) schools have constructed kitchen shed cum store in use. 02 (5%) schools have constructed kitchen shed cum store, but not being used. In only 01 (3%) school sampled, the construction is on progress. In case of another 06 (16%) schools it is yet to be sanctioned. 	
11.	In case the pucca kitchen shed is not available, where is the food being cooked and where are the food grains/other ingredients being stored?	Discussion with head teacher, teacher, VEC, Gram Panchayat members, Observation
	<ul style="list-style-type: none"> In all the 07 (19%) schools where the pucca kitchen is not available, provisional arrangement of kitchen shed is done either in old school buildings, in veranda, in hut or open air as per the convenience. The same applies for 02 (5%) schools, wherein pucca kitchen shed is available, but not in use. The food grains/other ingredients are stored in the corners of the classrooms for 19 (51%) sample schools whereas, in 18 (49%) schools, own residence, office, old school building etc. are being used as the store rooms. 	
12.	Whether potable water is available for cooking and drinking purpose?	-do-
	<ul style="list-style-type: none"> In 37 (100%) sample schools potable water is available for cooking and drinking. 	
13.	Whether utensils used for cooking food are adequate?	Teachers/Organizer of MDM Programme

	<ul style="list-style-type: none"> Similarly, 34 (92%) sample schools have sufficient utensils, whereas in 03 (8%) sample school the utensils are insufficient for cooking/eating etc. 	
14.	What is the kind of fuel used? (Gas based/firewood etc.)	Observation
	<ul style="list-style-type: none"> 35 (95%) sample schools are using firewood and the rest 02 (5%) using coal for cooking food. 	
15.	<u>SAFETY & HYGIENE:</u>	Observation
	i. General Impression of the environment, Safety and hygiene:	
	<ul style="list-style-type: none"> The general impression of the environment, safety and hygiene in 18 (49%) schools is good and it is average in other 19 (51%) schools sampled. 	
	ii. Are children encouraged to wash hands before and after eating?	Observation
	<ul style="list-style-type: none"> In all the 37 sample schools, the children are encouraged to wash their hands before and after eating. 	
	iii. Do the children partake meals in an orderly manner?	Observation
	<ul style="list-style-type: none"> In all the 37 sample schools the children do partake meals in an orderly manner. 	
	iv. Conservation of water?	Observation
	<ul style="list-style-type: none"> In all the 37 sample schools water is conserved. 	
	v. Is the cooking process and storage of fuel safe, not posing any fire hazard?	Observation
	<ul style="list-style-type: none"> In all the 37 (100%) sample schools, safety measures are being taken care of while cooking and storing fuel. 	
16.	<u>COMMUNITY PARTICIPATION:</u> Extent of participation by Parents/VECs/Panchayats/Urban bodies in daily supervision, monitoring, participation	Discussion with head teacher, teacher, VEC, Gram Panchayat members
	<ul style="list-style-type: none"> In case of 04 (11%) sample schools, monitoring and supervision is done but casually. Community participation in terms of monitoring and supervision is quite regular in 33 (89%) school monitored. So far, none of the sample schools is reported to have received any contribution (cash/kind/labour) by the community. 	
17.	<u>INSPECTION & SUPERVISION:</u> Has the mid day meal programme been inspected by any state/district/block level officers/officials?	School records, discussion with head teacher, teachers, VEC, Gram Panchayat members
	<ul style="list-style-type: none"> As reported in 36 (97%) sample schools, monitoring and supervision is done only by block level officers/officials, whereas in 05 (14%) schools, supervision has been done by both the block and district level functionaries. In 02 (6%) schools, the monitoring has been done by the officials from block, district and also by the authorities from the state. Apart from this, CRPs also monitor 03 schools per day. The monitoring is either carried out by visiting the site or by making a phone call to collect the updates. 	

18.	<p><u>IMPACT:</u> Has the mid day meal improved the enrollment, attendance of children in school, general well being (nutritional status) of children? Is there any other incidental benefit due to serving cooked meal in schools?</p>	School records, discussion with head teacher, teachers, students, VEC, Gram Panchayat members.
	<ul style="list-style-type: none"> In all the 37 (100%) sample schools, Mid Day Meal Scheme has improved the enrollment but it has increased the attendance in only 34 (92%) schools visited. 26 (70%) sample schools felt that there is any positive impact on general health/hygiene. 	

LIST OF SCHOOLS AS PER KEY FINDINGS - KHUNTI

Table No. 01 List of Schools Not Serving Meal Regularly

SN	Name of the Schools	Period (since)
01.	UMS Binda	05 days

Table No. 02 List of Schools Not Received Cooking Cost Regularly

SN	Name of the Schools	SN	Name of the Schools
01.	St John MS Murhu (B)	06.	UMS Sangor
02.	UHS Anigara	07.	MS Birda
03.	UMS Tilmi	08.	PS Block Colony
04.	MS Karra	09.	PS Harijan Tola
05.	UMS Bhelwadag		

Table No. 03 List of Schools with Menu Not Displayed

SN	Name of the Schools	SN	Name of the Schools
01.	SPGMS Jate	03.	PS Sosotoli
02.	UMS Sangor	04.	PS Harijan Tola

Table No. 04 List of Schools Not Providing Supplementary Food

SN	Name of the Schools	SN	Name of the Schools
01.	MS Khunti (G)	11.	UMS Sangor
02.	St John MS Murhu (B)	12.	UMS Porha
03.	UHS Anigara	13.	MS Dahkela
04.	RCMS Karra	14.	MS Birda
05.	MS Khunti (H)	15.	PS Sosotoli
06.	UMS Binda	16.	PS Bagru
07.	UMS Tilmi	17.	PS Block Colony
08.	RBS Murhu	18.	PS Harijan Tola
09.	UMS Bhelwadag	19.	PS Jojotoli
10.	MS Hitutola	20.	PS Kadma

Table No. 05 List of Schools with Remuneration Not Paid to Cooks/Helpers Regularly

SN	Name of the Schools	SN	Name of the Schools
01.	St John MS Murhu (B)	08.	UMS Porha
02.	UHS Anigara	09.	MS Birda
03.	RCMS Karra	10.	PS Sosotoli
04.	UMS Tilmi	11.	PS Block Colony
05.	MS Karra	12.	PS Harijan Tola
06.	UMS Malgo	13.	UPS Karankatoli
07.	UMS Bhelwadag		

Table No. 06 List of Schools with No Pucca Kitchen cum Storeroom

SN	Name of the Schools	SN	Name of the Schools
01.	St John MS Murhu (B)	05.	UMS Kosambi
02.	RCMS Karra	06.	PS Harijan Tola
03.	UMS Datia	07.	PS Kadma
04.	UMS Sangor		

Table No. 07 List of Schools with Insufficient Utensils

SN	Name of the Schools	SN	Name of the Schools
01.	SPGMS Jate	03.	PS Bagru
02.	UMS Tilmi		

3. District Level Half Yearly Monitoring Report - Ranchi

MHRD/NSG needs district wise information/observation as per the TOR 2010-2012 using this format for each district separately, for the districts monitored by the Monitoring Institution both for SSA and MDM tasks. Please provide district wise detailed report as per the TOR 2010-12.

3.1	Name of the District	Ranchi																					
3.2	Date/Month of visit to the District	February - March 2012																					
3.3	Number of elementary schools (PS/UPS) Centers covered/ monitored	PS - 17 UPS - 23																					
1.	<u>REGULARITY IN SERVING MEAL:</u> Whether the school is serving hot cooked meal daily? If there was interruption, what was the extent and reasons for the same?	Students, Teachers & Parents																					
	<ul style="list-style-type: none"> Hot and cooked meal is served in all the 37 sample schools monitored. 																						
2.	<u>TRENDS:</u> Extent of variation (As per school records vis-à-vis actual on the day of visit)	School level registers, MDM Registers Head Teachers, Schools level MDM functionaries / Observation of the monitoring team.																					
	<table border="1"> <thead> <tr> <th>No.</th> <th>Details</th> <th>The day previous to date of visit</th> <th>On the day of visit</th> </tr> </thead> <tbody> <tr> <td>i.</td> <td>Enrollment</td> <td>11345</td> <td>11345</td> </tr> <tr> <td>ii.</td> <td>No. of children attending the school</td> <td>8604</td> <td>7473</td> </tr> <tr> <td>iii.</td> <td>No. of children availing MDM as per MDM Register</td> <td>8604</td> <td>7473</td> </tr> <tr> <td>iv.</td> <td>No. of children actually availing MDM</td> <td>8604</td> <td>7360</td> </tr> </tbody> </table>	No.	Details	The day previous to date of visit	On the day of visit	i.	Enrollment	11345	11345	ii.	No. of children attending the school	8604	7473	iii.	No. of children availing MDM as per MDM Register	8604	7473	iv.	No. of children actually availing MDM	8604	7360		
No.	Details	The day previous to date of visit	On the day of visit																				
i.	Enrollment	11345	11345																				
ii.	No. of children attending the school	8604	7473																				
iii.	No. of children availing MDM as per MDM Register	8604	7473																				
iv.	No. of children actually availing MDM	8604	7360																				
	<ul style="list-style-type: none"> On the day of visit, the attendance against the enrollment is recorded as 66 per cent and 98 per cent students actually had MDM. 																						
3.	<u>REGULARITY IN DELIVERING FOOD GRAINS TO SCHOOL LEVEL:</u> (i) Is school receiving food grain regularly? If there is delay in delivering food grains, what is the extent of delay and reasons for the same?	School level registers, MDM Registers, Head Teacher, School level MDM functionaries.																					
	<ul style="list-style-type: none"> All the 37 (100%) schools sampled are getting food grains regularly. 																						
	(ii) Is buffer stock of one-month's requirement is maintained?	School level registers, MDM Registers, Head Teacher, School level MDM functionaries																					
	<ul style="list-style-type: none"> All the 37 (100%) schools sampled do maintain the buffer stock to meet their requirement. 																						

	iii) Is the food grains delivered at the school?	School level registers, MDM Registers, Head Teacher, School level MDM functionaries
	<ul style="list-style-type: none"> Similarly, all the 37 (100%) sample schools are being provided the food grains directly at school level. 	
4.	<u>REGULARITY IN DELIVERING COOKING COST TO SCHOOL LEVEL:</u> (i) Is school receiving cooking cost in advance regularly? If there is delay in delivering cooking costs, what is the extent of delay and reasons for it?	School level registers, MDM Registers, Head Teacher, School level MDM functionaries.
	<ul style="list-style-type: none"> 29 (78%) sample schools are receiving the cooking cost in advance regularly, whereas 08 (22%) sample schools are not getting the cooking cost in advance. 	
	(ii) In case of delay, how schools manage to ensure that there is no disruption in the feeding programme?	School level registers, MDM Registers, Head Teacher, School level MDM functionaries.
	<ul style="list-style-type: none"> In case of delay, interim arrangement is done by seeking the help of schools nearby or VECs arrange of their own. 	
	(iii) Is cooking cost paid by Cash or through banking channel?	School level registers, MDM Registers, Head Teacher, School level MDM functionaries.
	<ul style="list-style-type: none"> The cooking cost is paid through banks in all the 37 sample schools. 	
5.	<u>SOCIAL EQUITY:</u> Did you observe any gender or caste or community discrimination in cooking or serving or seating arrangements?	Observations
	<ul style="list-style-type: none"> No gender, caste or community discrimination was observed in cooking, serving or seating arrangements in the sample schools. 	
6.	<u>VARIETY OF MENU:</u> i) Has the school displayed its weekly menu, and is it able to adhere to the menu displayed?	Observations and discussion with children teachers, parents, VEC members, Gram Panchayat members and cooks.
	<ul style="list-style-type: none"> 36 (97%) sample schools monitored have displayed the weekly menu and try their best to adhere to except in 01 (3%) school wherein menu is not displayed. 	
	ii) Is there variety in the food served or is the same food served daily?	Observations and discussion with children teachers, parents, VEC members, Gram Panchayat members and cooks.
	<ul style="list-style-type: none"> Variety in the food served was found in all the 37 sample schools. 	
	iii) Does the daily menu include rice / wheat preparation, dal and vegetables?	Observations and discussion with children teachers, parents, VEC members, Gram Panchayat members and cooks.
	<ul style="list-style-type: none"> In all the sample schools, rice, dal and vegetables are essentially included in the daily menu. However, wheat (Roti) is not served as a regular part of the daily menu. 	

7.	<u>QUALITY & QUANTITY OF MEAL:</u> Feedback from children on a) Quality of meal:	Observations of Investigation during MDM service
	<ul style="list-style-type: none"> The meal served is found to be neat/clean and tasty in 20 (54%) and not so clean and tasty in 17 (46%) sample schools. 	
	b) Quantity of meal:	Observations of Investigation during MDM service
	<ul style="list-style-type: none"> The quantity of the meal served is reported to be sufficient in all the 37 (100%) sample schools. 	
	c) If children were not happy please give reasons and suggestions to improve.	Observations of Investigation during MDM service
	<ul style="list-style-type: none"> In 37 (100%) sample schools, the children are happy/satisfied in terms of quality and quantity. However, by special orientation of cooks and members of VEC/SMC on health and hygiene, things can be always improved. 	
8.	<u>SUPPLEMENTARY:</u> i) Whether children are given micronutrients (Iron, folic acid, vitamin – A dosage) and de-worming medicine periodically?	Teachers, Students, School Record
	<ul style="list-style-type: none"> In 24 (65%) sample schools, the Iron Folic, Vitamin A and de-worming dosage have been distributed. On the other hand nothing has been provided in 13 (35%) schools monitored. 	
	ii) Who administers these medicines and at what frequency?	Teachers, Students, School Record
	<ul style="list-style-type: none"> The service is administered by Govt. health department either monthly or quarterly. 	
	iii) Is there school Health Card maintained for each child?	Teachers, Students, School Record
	<ul style="list-style-type: none"> Similarly, Health Card is maintained in only 24 (65%) sample schools, whereas it is not being maintained in 13 (35%) schools. 	
9.	<u>STATUS OF COOKS:</u> i) Who cooks and serves the meal? (Cook/helper appointed by the Department or Self Help Group, or NGO or Contractor)	Observations and discussion with children teachers, parents, VEC members, Gram Panchayat members and cooks.
	<ul style="list-style-type: none"> In all the sample schools, the meals are cooked and served by appointed cooks usually known as Sanyojika (Convener) and Sahayika (Helper). 	
	(ii) Is the number of cooks and helpers adequate to meet the requirement of the school?	Observations and discussion with children teachers, parents, VEC members, Gram Panchayat members and cooks.
	<ul style="list-style-type: none"> In case of 06 (16%) sample schools the number of cooks/helpers is insufficient, whereas in 31 (84%) sample schools, the number is sufficient to meet the requirement. 	

	(iii) What is remuneration paid to cooks/helpers?	Observations and discussion with children teachers, parents, VEC members, Gram Panchayat members and cooks.
	<ul style="list-style-type: none"> The helpers (Sahayika) are paid Rs 1000/- as remuneration in the sample schools per month whereas, no remuneration is paid to the conveners, the Sanyojika. 	
	(iv) Are the remuneration paid to cooks/helpers regularly?	Observations and discussion with children teachers, parents, VEC members, Gram Panchayat members and cooks.
	<ul style="list-style-type: none"> In 30 (81%) schools sampled, the payment of remuneration is made regularly, against 07 (19%) wherein payment of remuneration is irregular. 	
	(v) Social Composition of cooks /helpers? (SC/ST/OBC/Minority)	Observations and discussion with children teachers, parents, VEC members, Gram Panchayat members and cooks.
	<ul style="list-style-type: none"> Out of 125 Cooks/helpers in the sample schools, 79 (63%) belonged to Scheduled Tribe, followed by 23 (18%) from Other Backward Community, 14 (11%) from Scheduled Caste, 07 (6%) from Minority and 02 (2%) from General Category. 	
10.	<p><u>INFRASTRUCTURE:</u></p> <p>Is a pucca kitchen shed-cum-store:</p> <ol style="list-style-type: none"> Constructed and in use Constructed but not in use Under construction Sanctioned, but constructed not started Not sanctioned Any other (specify) 	School records, discussion with head teacher, teacher, VEC, Gram Panchayat members.
	<p>Information is to be given for point (a) , (b), (c) , (d) and (e)</p> <ul style="list-style-type: none"> 30 (81%) schools have constructed kitchen shed cum store in use. 02 (5%) schools have constructed kitchen shed cum store, but not being used. It is sanctioned but construction is yet to be started in case of 01 (3%) school. In case of another 04 (11%) schools it is yet to be sanctioned. 	
11.	In case the pucca kitchen shed is not available, where is the food being cooked and where are the food grains/other ingredients being stored?	Discussion with head teacher, teacher, VEC, Gram Panchayat members, Observation
	<ul style="list-style-type: none"> In all the 05 (14%) schools where the pucca kitchen is not available, provisional arrangement of kitchen shed is done either in old school buildings, in veranda, in hut or open air as per the convenience. The same applies for 02 (5%) schools, having kitchen shed cum store, but not being used. The food grains/other ingredients are stored in the corners of the classrooms for 34 (92%) sample schools and in 03 (8%) schools, own residence, office, old school buildings are being used as the store rooms. 	
12.	Whether potable water is available for cooking and drinking purpose?	-do-
	<ul style="list-style-type: none"> In 37 (100%) sample schools potable water is available for cooking and drinking. 	

13.	Whether utensils used for cooking food are adequate?	Teachers/Organizer of MDM Programme
	<ul style="list-style-type: none"> Further, in 35 (95%) sample schools have sufficient utensils whereas in 02 (5%) sample schools, the utensils are insufficient for cooking/eating etc. 	
14.	What is the kind of fuel used? (Gas based/firewood etc.)	Observation
	<ul style="list-style-type: none"> Gas is used by 24 (65%) sample schools, followed by 11 (30%) schools using coal and firewood is being used for cooking in 08 (22%) sample schools each. 	
15.	<u>SAFETY & HYGIENE:</u>	Observation
	i) General Impression of the environment, Safety and hygiene:	
	<ul style="list-style-type: none"> The general impression of the environment, safety and hygiene in 14 (38%) schools is good and the situation is average in 23 (62%) schools sampled. 	
	ii. Are children encouraged to wash hands before and after eating?	Observation
	<ul style="list-style-type: none"> In all the 37 sample schools, the children are encouraged to wash their hands before and after eating. 	
	iii. Do the children partake meals in an orderly manner?	Observation
	<ul style="list-style-type: none"> In all the 37 sample schools the children do partake meals in an orderly manner. 	
	iv. Conservation of water?	Observation
	<ul style="list-style-type: none"> In all the 37 sample schools water is conserved. 	
16.	<u>COMMUNITY PARTICIPATION:</u>	Discussion with head teacher, teacher, VEC, Gram Panchayat members
	Extent of participation by Parents/VECs/Panchayats/Urban bodies in daily supervision, monitoring, participation	
	<ul style="list-style-type: none"> In case of 25 (68%) sample schools, monitoring and supervision is irregular and casual whereas the community participation in terms of monitoring and supervision is quite regular in 12 (32%) school monitored. So far, none of the sample schools is reported to have received any contribution (cash/kind/labour) by the community. 	
17.	<u>INSPECTION & SUPERVISION:</u>	School records, discussion with head teacher, teachers, VEC, Gram Panchayat members
	Has the mid day meal programme been inspected by any state/district/block level officers/officials?	
<ul style="list-style-type: none"> As reported in 36 (97%) sample schools, monitoring and supervision is done only by block level officers/officials. In 08 (22%) schools, supervision has been done by both the block level functionaries and district authorities, whereas, 02 (5%) schools were supervised by block, district and also by the officials from state. Apart from this, CRPs also monitor 03 schools per day. The monitoring is either carried out by visiting the site or by making a phone call to collect the updates. 		

18.	<p><u>IMPACT:</u> Has the mid day meal improved the enrollment, attendance of children in school, general well being (nutritional status) of children? Is there any other incidental benefit due to serving cooked meal in schools?</p>	School records, discussion with head teacher, teachers, students, VEC, Gram Panchayat members.
	<ul style="list-style-type: none"> In all the 37 sample schools, Mid Day Meal Scheme has improved the enrollment but it has increased the attendance in 35 (95%) as well. 30 (81%) sample schools felt that there is any positive impact on general health/hygiene. 	

LIST OF SCHOOLS AS PER KEY FINDINGS - RANCHI

Table No. 01 List of Schools Not Received Cooking Cost Regularly

SN	Name of the Schools	SN	Name of the Schools
01.	MS Bero	05.	MS Pandra
02.	MS bajra	06.	UPS Sugda
03.	RCMS Dighia	07.	PS Tuko (U)
04.	MS Ita Childri	08.	UPS Khuntitoli

Table No. 02 List of Schools with Menu Not Displayed

SN	Name of the Schools
01.	PS Mahila Charkha Mandir

Table No. 03 List of Schools Not Providing Supplementary Food

SN	Name of the Schools	SN	Name of the Schools
01.	MS Bajra	08.	UPS Jejetoli
02.	MS Kokar	09.	PS Kokar Union
03.	UMS Semra	10.	UPS Ambatoli
04.	NCLP Paharitola (B)	11.	PS Mahuatoli Madhukam
05.	MS Paharitola (G)	12.	UPS Ghaghra Tikratoli
06.	MS Tuko	13.	UPS Khuntitoli
07.	RCMS Dighia (B)		

Table No. 04 List of Schools with Remuneration Not Paid to Cooks/Helpers Regularly

SN	Name of the Schools	SN	Name of the Schools
01.	MS Tuko		PS Bajra Bariatu
02.	MS Ita Childri		PS Kokar Union
03.	MS Jahanabaj		UPS Banjara Mahru
04.	MS Pandra		

Table No. 05 List of Schools with No Pucca Kitchen cum Storeroom

SN	Name of the Schools	SN	Name of the Schools
01.	MS Kokar	04.	UPS Banjara Mahru
02.	RCMS Dighia (B)	05.	UPS Khuntitoli
03.	PS Mahila Charkha		

Table No. 06 List of Schools with Insufficient Utensils

SN	Name of the Schools
01.	MS Bero (B)
02.	PS Gargaon (B)

ANNEXURE

List of Schools with DISE code visited by MI: District East Singhbhum

SN	Name of School	DISE Code	SN	Name of School	DISE Code
01.	PS Dabanki	0207801	21.	UMS Dhatkidih	0112002
02.	PS Subhas Colony	0310603	22.	UMS Bariada	1003602
03.	PS JKH Basti Mango	0317301	23.	UMS Gengra	0110001
04.	PS Dabanki	0207801	24.	MS Patamda	0110501
05.	UMS Rangantr	0111401	25.	MS Bangurda	0109902
06.	MS Kunwar Singh	0310502	26.	MS Gopalpur	0110201
07.	MS Nildih	0317101	27.	MS Bangurda	0109902
08.	MS Kunwar Singh	0310502	28.	KGBV Patamda	0110502
09.	MS Dimna	0310601	29.	UPS Tuwar Dungri	0207705
10.	MS Nildih	0317101	30.	PS Bara Bandua	0208801
11.	MS Dimna	0310601	31.	PS Tirildih	0233901
12.	KGBV Jamshedpur	0317220	32.	PS Kendmuri	0205101
13.	PS Patamda Bazaar	0111003	33.	PS Tirildih	0233901
14.	UMS Dhatkidih	0112002	34.	UMS Heselbil	0232202
15.	UMS Bariada	1003602	35.	UMS Potka	0208306
16.	UMS Bhula	0107102	36.	MS Gitilata	0208901
17.	UMS Damodarpur	1003302	37.	MS Manpur	0317101
18.	UMS Lawa	0110804	38.	MS Gitilata	0208901
19.	UMS Damodarpur	1003302	39.	MS Manpur	0317101
20.	UMS Gengra	0110001	40.	KGBV Potka	0208310

Name, Designation & Address of Persons Contacted: District East Singhbhum

SN	Name of Contact Person	Post	Address	Block	Contact No.
01	Amulya Patro	VEC	PS Dabanki	Potka	-----
02	Ms Sulata Bhowmik	HM	PS Subhas Colony	Jugsalai	98359-27771
03	Anup Kumar Sharma	HM	GPS Jharkhand Basti	Jugsalai	93080-70381
04	Amulya Patro	VEC	PS Dabanki	Potka	-----
05	Nirananda Tudu	HM	UMS Rangantr	Patamda	99555-83437
06	Ms Geeta Devi	HM	MS Kunwar Singh	Jugsalai	92794-25690
07	Ms Jyoti Jayanti Biruwa	HM	MS Nildih	Jugsalai	92342-75755
08	Ms Geeta Devi	HM	MS Kunwar Singh	Jugsalai	92794-25690
09	Ms Umblen Bharosi	HM	MS Dimna	Jugsalai	94313-47102
10	Ms Jyoti Jayanti Biruwa	HM	MS Nildih	Jugsalai	92342-75755
11	Ms Umblen Bharosi	HM	MS Dimna	Jugsalai	94313-47102
12	Ms Hemangini	Wdn	KGBV Jamshedpur	Jugsalai	99341-65458
13	Pintu Ram Das	HM	PS Patamda Bazaar	Patamda	91999-66042
14	A. Dutta	HM	UMS Dhatkidih	Patamda	90069-54784
15	Devi Prasad Mahato	HM	UMS Bariada	Patamda	72508-19793
16	Jhabulal Mahto	HM	UMS Bhula	Patamda	91627-09348
17	Jagdish Prasad Mandal	HM	UMS Damodarpur	Patamda	99553-74626
18	Shivnath Das	HM	UMS Lawa	Patamda	89874-52527
19	Jagdish Prasad Mandal	HM	UMS Damodarpur	Patamda	99553-74626
20	Satish Chandra Patra	HM	UMS Gengra	Patamda	96314-76575

21	A. Dutta	HM	UMS Dhatkidih	Patamda	90069-54784
22	Devi Prasad Mahato	HM	UMS Bariada	Patamda	72508-19793
23	Satish Chandra Patra	HM	UMS Gengra	Patamda	96314-76575
24	A. Mohanty	HM	MS Patamda	Patamda	99552-28300
25	Girija Prasad Mishra	HM	MS Bangurda	Patamda	97716-96382
26	Anand Chandra Manjhi	HM	UMS Gopalpur	Patamda	76776-11190
27	Ms Nepali Bala Devi	HM	MS Bangurda (G)	Patamda	91621-98762
28	Ms Sheela Kumari Gope	Wdn	KGBV Patamda	Patamda	-----
29	Ms Chanda Kumari	HM	UPS Tuwar Dungri	Potka	99396-26956
30	Mihir Kumar Mandal	HM	PS Bara Bandua	Potka	82941-03170
31	Chhota Baidyanath Hansda	HM	PS Tirildih	Potka	89691-50807
32		HM	PS Kendmuri	Potka	77397-31077
33	Chhota Baidyanath Hansda	HM	PS Tirildih	Potka	89691-50807
34	Rajkumar Gupta	HM	UMS Heselbil	Potka	92042-50344
35	Md. Qasim	HM	UMS Potka	Potka	90313-53781
36	Ashish Kumar Mandal	HM	MS Gitilata	Potka	99311-72136
37	Ravindranath Bhakat	HM	MS Manpur	Potka	92044-99073
38	Ashish Kumar Mandal	HM	MS Gitilata	Potka	99311-72136
39	Ravindranath Bhakat	HM	MS Manpur	Potka	92044-99073
40	Ms Ruma Haldar	Wdn	KGBV Potka	Potka	81022-11258

List of Schools with DISE code visited by MI: District Saraikela Kharsawan

SN	Name of School	DISE Code	SN	Name of School	DISE Code
01.	PS Gandhi Pathshala	2005801	21.	AMS Kharsawan	0906601
02.	UMS Saraikela (G)	2010601	22.	MS Kharsawan	0906203
03.	UMS Pampra	2002802	23.	MS Padampur	0907601
04.	UMS Tangrani	2001702	24.	MS Simla	0906701
05.	UMS Ward II	2020202	25.	MS Kharsawan	0906203
06.	UMS Ward IV	2010402	26.	KGBV Kharsawan	0914403
07.	MS Saraikela (B)	0906601	27.	NPS Rola	1808403
08.	MS Saraikela (O)	2010602	28.	PS Changua	1804301
09.	MS Saraikela (B)	0906601	29.	PS Patakocho	1800301
10.	KGBV Saraikela	2010603	30.	PS Changua	1804301
11.	AMS Kharsawan	0906203	31.	UMS Bara Sijulata	1804201
12.	UMS Gondpur	0900302	32.	UMS B Kutung	1800401
13.	UMS Dehridih	0904101	33.	UMS Murumdih	1807601
14.	AMS Kharsawan	0906203	34.	UMS Hesel	1810601
15.	UMS Borda	0902701	35.	UMS Rajnagar (G)	1802003
16.	UMS Gondpur	0900302	36.	UMS Bankati	1602302
17.	UMS Kadamdiha	0906002	37.	UMS Choke	1804602
18.	UMS Dehridih	0904101	38.	UMS Rajnagar (G)	1802003
19.	UMS Gondpur	0900302	39.	RBS Rajnagar	1802001
20.	UMS Kadamdiha	0906002	40.	KGBV Rajnagar	1802005

Name, Designation, Address of Persons Contacted: District Saraikela Kharsawan

SN	Name of Contact Person	Post	Address	Block	Contact No.
01	Khitish Chandra Bei	HM	PS Gandhi Pathshala	Saraikela	94317-52863
02	Amar Jyoti Balmuchu	HM	UHS Saraikela (G)	Saraikela	92347-02424
03	Nepal Chandra Mahto	HM	UMS Pampra	Saraikela	94301-63319

04	Ms Jemma Sundi	HM	UMS Tangrani	Saraikela	92344-73395
05	T. Mahato	HM	UMS Ward 2 Saraikela	Saraikela	99311-40346
06	Dilip Kumar Patnaik	HM	UMS Ward 4 Saraikela	Saraikela	99313-35059
07	Ramanath Hota	HM	MS Saraikela (B)	Saraikela	92347-15094
08	Murlidhar Sarangi	HM	Municipal MS (Oriya)	Saraikela	93348-03839
09	Ramanath Hota	HM	MS Saraikela (B)	Saraikela	92347-15094
10	Ms Anju Alda	Wdn	KGBV Saraikela	Saraikela	88094-44438
11	Dilip Kumar Das	HM	AMS Kharsawan	Kharsawan	94301-83906
12	Ms Lakhipriya Sahu	HM	UMS Gondpur	Kharsawan	98015-29515
13	Pratap Chandra Mishra	HM	UMS Dehridih	Kharsawan	92790-49361
14	Dilip Kumar Das	HM	AMS Kharsawan	Kharsawan	94301-83906
15	-----	HM	UMS Borda	Kharsawan	
16	Deonish Banra	HM	UMS Gondpur	Kharsawan	98015-29515
17	Md Afzal	HM	UMS Kadamdiha	Kharsawan	93047-68528
18	Pratap Chandra Mishra	HM	UMS Dehridih	Kharsawan	92790-49361
19	Deonish Banra	HM	UMS Gondpur	Kharsawan	98015-29515
20	Md Afzal	HM	UMS Kadamdiha	Kharsawan	93047-68528
21	Rajiv Mahto	HM	AMS Kharsawan	Kharsawan	93345-07157
22	Dilip Kumar Das	HM	MS Kharsawan	Kharsawan	94301-83906
23	Lalit Pradhan	HM	MS Padampur	Kharsawan	80841-67808
24	Kamlendu Kumar Mandal	HM	MS Simla	Kharsawan	92344-16751
25	Dilip Kumar Das	HM	MS Kharsawan	Kharsawan	94301-83906
26	-----	Wdn	KGBV Kharsawan	Kharsawan	
27	Ms Mamta Kumari	HM	NPS Rola	Rajnagar	-----
28	Hemal Mahakir	HM	PS Changua	Rajnagar	99345-27871
29	Suresh Chandra Hansda	HM	PS Patakocha	Rajnagar	94319-63750
30	Hemal Mahakir	HM	PS Changua	Rajnagar	99345-27871
31	Bhagwat Soren	HM	UMS Bara Sijulata	Rajnagar	90312-35230
32	Amritlal Raut	HM	UMS Kutung (G)	Rajnagar	88099-17650
33	Bangali Kumar Tudu	HM	UMS Murumdi	Rajnagar	92347-61331
34	Ranjit Kumar Sardar	HM	UMS Hesal	Rajnagar	94709-44974
35	Sumant Kumar Mukhi	HM	UMS Rajnagar (G)	Rajnagar	80839-61203
36	Thakur Das Besra	HM	UMS Bankati	Rajnagar	99392-58072
37	Lyangi Dongo	HM	UMS Choke	Rajnagar	99343-73857
38	Sumant Kumar Mukhi	HM	UMS Rajnagar (G)	Rajnagar	80839-61203
39	Kumar Sanjay Joshi	HM	RBS Rajnagar	Rajnagar	99735-20689
40	Ms Sandhya Kumari	Wdn	KGBV Rajnagar	Rajnagar	99551-29551

List of Schools with DISE code visited by MI: District West Singhbhum

SN	Name of School	DISE Code	SN	Name of School	DISE Code
01.	PS Ulihatu	1906801	21.	UMS Kumbrom	2201901
02.	PS Tuibir	1901701	22.	UMS Bara Koyta	2203401
03.	PS Tirilghuta	1903701	23.	UMS Ulidih	2209101
04.	PS Ratri Pathshala	1906501	24.	UMS Tentra East	2206201
05.	UMS Kankusi	1902101	25.	UMS Ulidih	2209101
06.	UMS Baduri	1901201	26.	UMS Bara Koyta	2203401
07.	UMS Kalajuri	1907401	27.	UMS Serengbil	2200201
08.	UMS Sikusai	1904501	28.	MS Chitimiti	2202501

09.	UMS Donkasai	1905301	29.	MS Kokcho	2205701
10.	UHS Narsanda	1900501	30.	UHS Tantt Nagar	2205101
11.	MS Mochisai	1907101	31.	KGBV Tantt Nagar	2252032
12.	MS Lutheran Chaibasa	1906701	32.	PS Banjhi Kusum	0209801
13.	UHS Narsanda	1900501	33.	PS Jurka	0200801
14.	KGBV Chaibasa	1907009	34.	PS Baipid	0202801
15.	PS Dara	2203601	35.	PS Banjhi Kusum	0209801
16.	PS Solpara	2201801	36.	UMS Nischintpur	0213401
17.	PS Hindudih	2201601	37.	MS Asantalia	0212901
18.	PS Sidma	2206001	38.	UMS Nischintpur	0213401
19.	PS Kathbhari (G)	2200701	39.	MS Asantalia	0212901
20.	PS Lowahatu	2202301	40.	KGBV Chakradharpur	0204105

Name, Designation & Address of Persons Contacted: District West Singhbhum

SN	Name of Contact Person	Post	Address	Block	Contact No.
01	Lal Mohan Mishra	HM	PS Ulihatu	Chaibasa	92347-22327
02	Uday Kumar Singh	HM	PS Tuibir	Chaibasa	99343-73832
03	Ms Seema Madhu	HM	PS Tirilghuta	Chaibasa	99559-89364
04	Ms Suman Singh	HM	PS Shradhanand NS	Chaibasa	98359-23166
05	Ms Pyari Deogam	HM	UMS Kankusi	Chaibasa	90061-52296
06	Ms Roshni Dukuria	HM	UMS Baduri	Chaibasa	85212-45892
07	Suthri Singh Kuntia	HM	UMS Kalajuri	Chaibasa	92047-20640
08	Ms Jayanti Deogam	HM	UMS Sikusai	Chaibasa	99315-83585
09	Bijay Mohanlal Bari	HM	MS Dokasai	Chaibasa	90060-79985
10	Jehangir Alam Ansari	HM	UHS Narsanda	Chaibasa	94311-92073
11	-----	HM	MS Mochisai	Chaibasa	-----
12	Ms Sawdhani Purty	HM	MS Lutheran	Chaibasa	99343-73667
13	Jehangir Alam Ansari	HM	UHS Narsanda	Chaibasa	94311-92073
14	Ms Rashmi Horo	Wdn	KGBV Chaibasa	Chaibasa	90317-26358
15	Sidiu Purty	HM	PS Dara	Tantt Nagar	99393-60716
16	Ms Shobha Lakra	HM	PS Solpara	Tantt Nagar	96085-04983
17	Krishna Deogam	HM	PS Hindudih	Tantt Nagar	95072-68416
18	Jagmohan Biruli	HM	PS Sidma	Tantt Nagar	96615-11872
19	Ms N. Purty	HM	PS Kathbhari (G)	Tantt Nagar	94377-10083
20	Ms Susana Purty	HM	PS Lowahatu	Tantt Nagar	99554-64649
21	-----	HM	UMS Kumbrom	Tantt Nagar	-----
22	Sikur Singh Sawaiyan	HM	UMS Bara Koyta	Tantt Nagar	99343-92394
23	Surendra Kumar	HM	UMS Ulidih	Tantt Nagar	98359-21251
24	Manumar Pradhan	HM	UMS Tentera East	Tantt Nagar	95566-10527
25	Surendra Kumar	HM	UMS Ulidih	Tantt Nagar	98359-21251
26	Sikur Singh Sawaiyan	HM	UMS Bara Koyta	Tantt Nagar	99343-92394
27	-----	HM	UMS Serengbil	Tantt Nagar	-----
28	Mahendra Kunkal	HM	MS Chitimiti	Tantt Nagar	99313-20366
29	Suru Hemrom	HM	MS Kokcho	Tantt Nagar	98359-65989
30	Dubalia Sawaiyan	HM	UHS Tantt Nagar	Tantt Nagar	95720-62316
31	Ms Sabita Sundi	Wdn	KGBV Tantt Nagar	Tantt Nagar	86515-02115
32	M. Purty	HM	PS Banjhikusum	Chakradharpur	96081-43971
33	Nawal Kishor Mahato	HM	PS Jurka	Chakradharpur	99316-96182
34	Purushottam Das	HM	PS Baipid	Chakradharpur	97713-23502

35	M. Purty	HM	PS Banjhikusum	Chakradharpur	96081-43971
36	Hari Shankar Napit	HM	RBS Nischintpur	Chakradharpur	90066-91545
37	Gulab Biswas	HM	MS Asantaliya	Chakradharpur	99551-39767
38	Hari Shankar Napit	HM	RBS Nischintpur	Chakradharpur	90066-91545
39	Gulab Biswas	HM	MS Asantaliya	Chakradharpur	99551-39767
40	Ms Sabita Kumari Sahu	Wdn	KGBV CKP	Chakradharpur	97713-43102

List of Schools with DISE code visited by MI: District Ramgarh

SN	Name of School	DISE Code	SN	Name of School	DISE Code
01.	NPS Mahuatanr	1408202	21.	RBS Chitarpur	0150004
02.	PS Hesla	1408201	22.	MS Lari	1502001
03.	PS Barlong	1402701	23.	MS Mael	1500201
04.	UMS Kaitha	1400101	24.	RBS Chitarpur	0150004
05.	UHS Nayisarai	1409102	25.	KGBV Gola	-----
06.	UMS Kaitha	1400101	26.	NPS Binjhar	1204502
07.	MS Chhatarmandu	1409801	27.	MS Honhe	1602801
08.	MS Koiritola	1409303	28.	MS Chamrom	1405601
09.	MS Chhatarmandu	1409801	29.	PS Piri	1306501
10.	MS Block Campus	1400702	30.	PS Chaingara	1304802
11.	MS Ramgarh Cantt. (G)	0009101	31.	PS Piri	1306501
12.	KGBV Ramgarh	1408306	32.	UMS Chordhara	1304701
13.	PS Sewai	1406601	33.	UMS Chaingara	1304801
14.	NPS Khuniamara	1407102	34.	UMS Ghutua	1307901
15.	UMS Marang Marcha	1407101	35.	UMS Chordhara	1304701
16.	UHS Sukrigarha	0150005	36.	MS Nayanagar	1307902
17.	UHS Rajrappa Project	1500102	37.	AMS Barkakana	1307301
18.	MS Lari	1502001	38.	MS Hehal	1304901
19.	RBS Murbandha	1501801	39.	AMS Barkakana	1307301
20.	MS Lari (G)	1502002	40.	KGBV Patratu	1307304

Name, Designation & Address of Persons Contacted: District Ramgarh

SN	Name of Contact Person	Post	Address	Block	Contact No.
01	Ms Geeta Kumari	HM	NPS Mahuatanr	Ramgarh	90067-76775
02	Indranath Bedia	HM	PS Hesla	Ramgarh	92344-37254
03	Jaikumar Singh	HM	PS Barlong	Ramgarh	99557-30972
04	Tulsi Ram	HM	UMS Kaitha	Ramgarh	94315-33796
05	Bhaweshwar Mahto	HM	Cantt. UHS Nayisarai	Ramgarh	98355-37516
06	Tulsi Ram	HM	UMS Kaitha	Ramgarh	94315-33796
07	Barham Ram Dangi	HM	MS Chatarmandu	Ramgarh	94313-66584
08	Dhanesh Prasad Sahu	HM	MS Koiritola Ramgarh	Ramgarh	94317-92653
09	Barham Ram Dangi	HM	MS Chatarmandu	Ramgarh	94313-66584
10	Ms Edlin Xess	HM	MS Block Campus	Ramgarh	99341-40235
11	Ms Sukro Tigga	HM	Cantt. Board MS (G)	Ramgarh	94317-91926
12	Ms Vidyawati Kumari	Wdn	KGBV Ramgarh	Ramgarh	99057-30623
13	Yogesh KK Das	HM	PS Sewai	Chitarpur	94315-02538
14	Ms Lalita Kumari	HM	NPS Khuniamara	Chitarpur	94307-86199
15	Dasrath Ram	HM	UMS Marangmarcha	Chitarpur	99315-56285
16	Dhaneshwar Mahto	HM	UHS Sukrigarha	Chitarpur	97987-13670
17	Ms Rajni Bala Mahto	HM	UHS Rajrappa Project	Chitarpur	98357-26344

18	Misbah-UI Islam	HM	MS Lari	Chitarpur	94315-33939
19	Prakash Mandal	HM	MS Murbandha	Chitarpur	95723-69290
20	Sarfraz Alam	HM	MS Lari (G)	Chitarpur	95721-61345
21	Ms Sewanti R Kakre	HM	RBS Chitarpur	Chitarpur	99315-13905
22	Misbah-UI Islam	HM	MS Lari	Chitarpur	94315-33939
23	Md Amanullah	HM	MS Mael (G)	Chitarpur	99343-86303
24	Ms Sewanti R Kakre	HM	MS Buniyadi Chitarpur	Chitarpur	99315-13905
25	Ms Asha Tirkey	Wdn	KGBV Gola	Gola	76312-28827
26	Ms Sheela Devi	HM	NPS Binjhar	Mandu	81020-19962
27	-----	HM	MS Honhe	Dulmi	94315-34750
28	Amanullah Khan	HM	MS Chamrom	Dulmi	94315-02342
29	Irfan Ansari	HM	PS Piri	Patratu	98357-50472
30	Ravindra Karmali	HM	PS Chengra Upartola	Patratu	99051-51106
31	Irfan Ansari	HM	PS Piri	Patratu	98357-50472
32	Indranath Munda	HM	UMS Chordhara	Patratu	99396-33448
33	Ravindra Karmali	HM	PS Chengra Upartola	Patratu	99051-51106
34	Ms Kunti Kumari	HM	UMS Ghutwa	Patratu	99315-76196
35	Indranath Munda	HM	UMS Chordhara	Patratu	99396-33448
36	Triveni Ram	HM	MS Nayanagar	Patratu	95700-29291
37	Narsingh Mahto	HM	AMS Barkakana	Patratu	98353-71506
38	Anil Kumar Agarwal	HM	MS Hehal	Patratu	98357-15605
39	Narsingh Mahto	HM	AMS Barkakana	Patratu	98353-71506
40	Ms Jyoti Jaisawal	Wdn	KGBV Patratu	Patratu	72508-15417

List of Schools with DISE code visited by MI: District Khunti

SN	Name of School	DISE Code	SN	Name of School	DISE Code
01.	PS Jojotoli	0609901	21.	UMS Dudri	0203501
02.	PS Block Colony	0609905	22.	UMS Binda	0201401
03.	PS Kadma	0609501	23.	RBS Murhu	0210101
04.	PS Harijan Khunti	0609904	24.	St. John MS Murhu	0210103
05.	PS Block Colony	0609905	25.	SPG MS Jate	0206401
06.	PS Sosotoli	0614501	26.	St Mary MS Murhu	0211006
07.	PS Bagru	0600601	27.	KGBV Murhu	0210111
08.	UMS Datia	0604901	28.	PS Karra (G)	0408701
09.	UMS Bhelwadag	0601901	29.	UMS Porha	0412201
10.	UHS Anigara	0600404	30.	UMS Sangor	0414201
11.	MS Khunti (H)	0609916	31.	UMS Kosambi	0417001
12.	UHS Anigara	0600404	32.	UMS Tilmi	0415502
13.	MS Khunti (H)	0609916	33.	UMS Malgo	0411401
14.	MS Khunti (G)	0609916	34.	MS Birda	0402201
15.	MS Hitutola	0613802	35.	RC MS Karra	0408705
16.	KGBV Khunti	0608602	36.	MS Karra	0408702
17.	UPS Karankatoli	0207003	37.	MS Dahkela	0403901
18.	RCPS Bande	0200801	38.	MS Birda	0402201
19.	UMS Sarigaon	0214101	39.	MS Karra	0408702
20.	UMS Binda	0201401	40.	KGBV Karra	0408712

Name, Designation & Address of Persons Contacted: District Khunti

SN	Name of Contact Person	Post	Address	Block	Contact No.
01	S. Kullu	HM	PS Jojotoli	Khunti	94311-69752
02	Ms Mary Sanga	HM	PS Block Colony	Khunti	98529-63688
03	Ms Seteng Bhuinya	HM	PS Kadma	Khunti	95461-98512
04	Ms Hulasi Purty	HM	PS Harijan Khunti	Khunti	95341-96181
05	Ms Mary Sanga	HM	PS Block Colony	Khunti	98529-63688
06	Pradeep Kumar Ojha	HM	PS Sosotoli	Khunti	94319-91942
07	Bilkan Mundu	HM	PS Bagru	Khunti	97712-48707
08	Ramkrishna Baitha	HM	UMS Datia	Khunti	97092-03847
09	Ms Monika Muni Tiru	HM	UMS Bhelwadag	Khunti	94709-28715
10	Shiv Kumar Mishra	HM	UHS Anigara	Khunti	93868-51688
11	Ms Anastatia Dungdung	HM	MS Khunti (H)	Khunti	91991-03505
12	Shiv Kumar Mishra	HM	UHS Anigara	Khunti	93868-51688
13	Ms Anastatia Dungdung	HM	MS Khunti (H)	Khunti	91991-03505
14	Ms Beatris Topno	HM	MS Khunti (G)	Khunti	80841-13129
15	Ms S. Purty	HM	MS Hitutola	Khunti	99343-55406
16	-----	Wdn	KGBV Khunti	Khunti	
17	Soma Bodra	HM	UPS Karanka Toli	Murhu	98013-48092
18	Ms Hiramani Mundu	HM	RCPS Bande	Murhu	99732-80560
19	Meghnath Mahto	HM	UMS Sarigaon	Karra	96933-23242
20	Ramdi Mundu	HM	UMS Binda	Murhu	89693-54726
21	Subodh Munda	HM	UMS Dudri	Murhu	97092-30574
22	Ramdi Mundu	HM	UMS Binda	Murhu	89693-54726
23	Ms Bharosi Mundu	HM	RBMS Murhu	Murhu	99559-15117
24	Israil Mundu	HM	St John MS Murhu (B)	Murhu	99313-32689
25	Abraham Bodra	HM	SPGMS Jate	Murhu	94319-93676
26	Ms Rekha Gupta	HM	St Mary MS Murhu (G)	Murhu	99349-48503
27		Wdn	KGBV Murhu	Murhu	
28	Ms Pramodit Topno	HM	PS Karra (G)	Karra	99394-25356
29	Ms Shashi Krishnavanshi	HM	UMS Porha	Karra	99393-63935
30	Mansid Horo	HM	UMS Sangor	Karra	97715-73209
31	Ms Siromani Topno	HM	UMS Kosambi	Karra	96611-43797
32	Sahdeo Mahto	HM	UMS Tilmi	Karra	94301-14355
33	Ms Subhani Tirkey	HM	UMS Malgo	Karra	99736-72045
34	Subhash Herenj	HM	MS Birda	Karra	91994-52145
35	Sr. Kiran Topno	HM	RCMS Karra (G)	Karra	87576-84199
36	Ms Juliani Topno	HM	MS Karra	Karra	88096-04499
37	Lakshmikant Mahto	HM	MS Dahkela	Karra	89695-31081
38	Subhash Herenj	HM	MS Birda	Karra	91994-52145
39	Ms Juliani Topno	HM	MS Karra	Karra	88096-04499
40	Ms Philisita Bando	Wdn	KGBV Karra	Karra	88770-32609

List of Schools with DISE code visited by MI: District Ranchi

SN	Name of School	DISE Code	SN	Name of School	DISE Code
01.	PS M'toli Madhukam	0119109	21.	UPS Khuntitoli	0704104
02.	PS Kokar Union	0116903	22.	UPS Gh. Tikratoli	0701305
03.	PS Bajra Bariatu	0117603	23.	UPS Banjara Mahru	0707909
04.	PS Mahila Charkha	0110610	24.	UPS Khaksitoli	0709601
05.	NCLP Paharitola	-----	25.	MS Ita Childri	0701502
06.	MS Karamtoli	0116802	26.	RC MS Dighia (B)	0701001
07.	MS Paharitola (G)	0119215	27.	MS Bero (B)	0700301
08.	MS 56 Seth Doranda	0120603	28.	MS Jaria	0704701
09.	MS Pandra	0115123	29.	MS Tuko	0704102
10.	MS Kokar	0118911	30.	UHS Jahanabaj	0707907
11.	MS Kantatoli	0116901	31.	KGBV Bero	0700310
12.	MS New Police Line	0114904	32.	PS Palma	2302901
13.	MS Kantatoli	0116901	33.	PS Gargaon (G)	2301710
14.	MS Hatma	0117202	34.	UPS Malti	0470042
15.	MS Chadri	0114204	35.	UPS Sugda	2301602
16.	KGBV Mandar	0406305	36.	RCPS Ch. Purio	2303002
17.	PS Tuko (U)	0704101	37.	UMS Semra	2303201
18.	UPS Jejetoli	0708002	38.	UMS Chachgura	2302603
19.	UPS Ambatoli	0701004	39.	MS Gajendra	2301701
20.	UPS Tangratoli	0707908	40.	KGBV Chanho	0302002

Name, Designation & Address of Persons Contacted: District Ranchi

SN	Name of Contact Person	Post	Address	Block	Contact No.
01	Ms Kajol Chatterji	HM	PS Mahuatoli Madhukam	Ranchi	93344-38185
02	Ms Nalini Lakra	HM	PS Kokar Union	Ranchi	91624-74452
03	Ms Sangita Kumari	HM	PS Bajra Bariatu	Ranchi	94319-43535
04	Ms Lakshmi Singh	HM	PS Mahila Charkha Mandir	Ranchi	80027-00595
05	Ms Rashmi Kumari	HM	NCLP Paharitola	Ranchi	95077-57076
06	Sidheshwar Prasad	HM	MS Karamtoli	Ranchi	94311-71639
07	Ms Veena Surin	HM	MS Shrdhanand Path (G)	Ranchi	94313-26986
08	Ms Neelu Ekka	HM	MS 56 Seth Doranda	Ranchi	87578-28840
09	Sanjeev Kuar	HM	MS Pandra	Ranchi	94313-58819
10	Ms P. Lakra	HM	MS Kokar	Ranchi	82940-03986
11	Ms Elisaba Dahanga	HM	MS Kantatoli	Ranchi	94317-88608
12	Muktar Singh	HM	MS New Police Line	Ranchi	93346-01833
13	Ms Elisaba Dahanga	HM	MS Kantatoli	Ranchi	94317-88608
14	Ms Manju Kumari	HM	MS Hatma	Ranchi	76771-89272
15	Ms Jyoti Sinha	HM	MS Chadri	Ranchi	94313-68281
16	Ms Anamika Kujur	Wdn	KGBV Mandar	Mandar	95341-88588
17	Md Alam	HM	PS Tuko (U)	Bero	99553-56077
18	Arjun Kujur	HM	UPS Jejetoli	Bero	82358-18001
19	Vijay Baitha	HM	UPS Ambatoli Tuko	Bero	99550-64991
20	Ms Anita Kumari	HM	UPS Tangratoli	Bero	94301-14966
21	Birsa Oraon	HM	UPS Khuntitoli	Bero	99055-79799
22	Mangra Tigga	HM	UPS Ghaghra Tikratoli	Bero	77398-76668
23	Sukhdeo Dhan	HM	UPS BanjraMahru	Bero	82710-10775
24	Mahadeo Bhagat	HM	UPS Khaksitoli	Bero	82712-85673

25	Bishram Minj	HM	MS Ita Childri	Bero	94301-95335
26	Fr. Oscar Barla	HM	RCMS Dighia (B)	Bero	88097-94274
27	Jaikishore Kumar	HM	MS Bero (B)	Bero	76311-91388
28	Rabindranath Tiwari	HM	MS Jaria	Bero	99051-90601
29	Sudhir Rajesh Xess	HM	MS Tuko	Bero	99398-05190
30	Phanindra Mahto	HM	UHS Jahanabaj	Bero	94301-40008
31	Ms Helyani Hemrom	Wdn	KGBV Bero	Bero	91994-36477
32	Ms Kumari Shantibai	HM	PS Palma	Itki	89868-05247
33	Ms Kusum Kumari	HM	PS Gargaon (G)	Itki	76310-85120
34	Ms Ishrat Jehan	HM	UPS Malti	Itki	97983-67981
35	Ms Anita Devi	HM	UPS Sugda	Itki	85408-86487
36	Ms Josepha Lakra	HM	RCPS Chinaro Purio	Itki	94307-32020
37	Mukut Xalxo	HM	UMS Semra	Itki	93349-04264
38	Rajkumar Rajwar	HM	UMS Chachgura	Itki	96088-75675
39	Qaisar Alam	HM	MS Gajendra Itki	Itki	94303-56069
40	Ms Mary Alma Runda	Wdn	KGBV Chanho	Chanho	88771-01640